

TECHNICAL DATA

Anodising	10 colours
Application	urban roads, residential roads (internal), surrounding office buildings, parks, pedestrians, parkings
Ingress protection	IP 66 for the optical part and the driver
Optical system	PMMA optics, interchangeable LED module
Material	anodised aluminium alloy
Expected useful lifetime	L90B10 - 100 000 h
CRI	>70
Input voltage frequency	50/60Hz
Power factor	≥0.95
Number of LED	16
Control system	LED lighting set has the possibility to connect to an external control system via DALI interface (optionally via analog signal 1-10V).

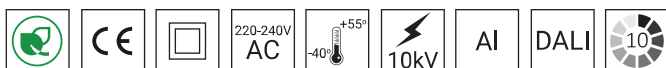
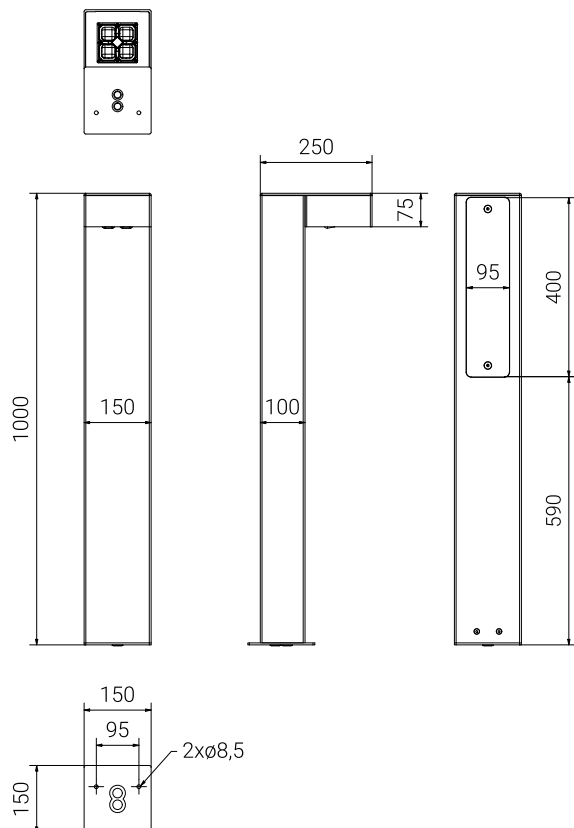


TABLE OF TYPES

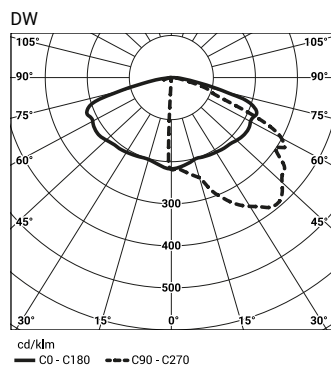
Code	Symbol	Height of the column [H]	LED power	Luminaire power consumption	LED forward current	Colour temperature (CCT)	LEDs luminous flux ¹	Luminaire luminous flux ¹	Luminous efficacy ¹	Unit volume	Concrete footing / reinforcement basket type
215727/1/C...	LINE-1 LED	1 000 m	12 W	14 W	250 mA	2700 K	1900 lm	1750 lm	125 lm/W	0.003 m ³	B-0A / Z-0A
215727/3/C...	LINE-1 LED	1 000 m	12 W	14 W	250 mA	3500 K	2050 lm	1850 lm	132 lm/W	0.003 m ³	B-0A / Z-0A
215727/4/C...	LINE-1 LED	1 000 m	12 W	14 W	250 mA	4000 K	2200 lm	2000 lm	143 lm/W	0.003 m ³	B-0A / Z-0A
215727/6/C...	LINE-1 LED	1 000 m	12 W	14 W	250 mA	5000 K	2200 lm	2000 lm	143 lm/W	0.003 m ³	B-0A / Z-0A

1) tolerance +/- 5% due to LEDs accuracy

TECHNICAL DRAWING



PHOTOMETRIC CURVES



POWER SYSTEM FUNCTIONS

Luminaire in standard has following functions of intelligent power supply:

- Connection to outside control system by DALI interface (operation of analog signal 1-10V as an option),
- Possibility of programming multistage dimming of luminaire, up to 5 intervals in the range of from 10 to 100% of nominal power,
- Temperature protection of LED module (from overheating) in case of unintentional luminaire operation during the,
- Regulation of power / luminous flux – the option of setting another value than the catalogue in the range of 30-100% of nominal one,