



TECHNICAL DATA

Application	pedestrian crossings
Assembly	on column with ø60x50 mm ending
Colour	inox / black
Ingress protection	IP 66 for the optical part and the driver
Optical system	PMMA optics
Material	anodised aluminium alloy
Operating temperature range	from -40°C to +55°C
Expected useful lifetime	L90B10 - 100 000 h
CRI	>70
Inrush current	21A / 225µs
Input voltage frequency	50/60Hz
Power factor	≥0.95
Number of LED	12
Control system	Luminaire has the possibility to connect to an external control system via DALI interface (optionally via analog signal 1- 10V).

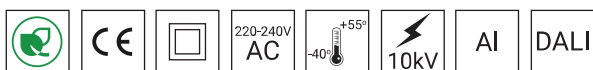


TABLE OF TYPES

Code	Symbol	LED power	Luminaire power consumption	LED forward current	Colour temperature (CCT)	LEDs luminous flux ¹	Luminaire luminous flux ¹	Luminous efficacy ¹	Unit volume	Net weight
21330132/1/... ²	ISKRA LED P 36 ALFA PROG	36 W	40 W	1000 mA	2700 K	5550 lm	5100 lm	128 lm/W	0.01 m ³	2.2 kg
21330132/3/... ²	ISKRA LED P 36 ALFA PROG	36 W	40 W	1000 mA	3500 K	5900 lm	5400 lm	135 lm/W	0.01 m ³	2.2 kg
21330132/4/... ²	ISKRA LED P 36 ALFA PROG	36 W	40 W	1000 mA	4000 K	6250 lm	5700 lm	143 lm/W	0.01 m ³	2.2 kg
21330132/6/... ²	ISKRA LED P 36 ALFA PROG	36 W	40 W	1000 mA	5000 K	6250 lm	5700 lm	143 lm/W	0.01 m ³	2.2 kg

1) tolerance +/- 5% due to LEDs accuracy

DIRECTIVES AND STANDARDS

DIRECTIVES: 2014/35/UE (Official Journal of the UE L 96/357 29.03.2014), 2014/30/UE (Official Journal of the UE L 96/79 29.03.2014), 2011/65/UE, 2009/125/EC

STANDARDS: PN-EN IEC 60598-1: 2021-7, PN-EN 60598-2-3: 2006, PN-EN 60529: 2003, PN-EN 62262: 2003, PN-EN 62471:2010, PN-EN 55015: 2013, PN-EN 61547: 2009, PN-EN 61000-3-2: 2014, PN-EN 61000-3-3: 2013

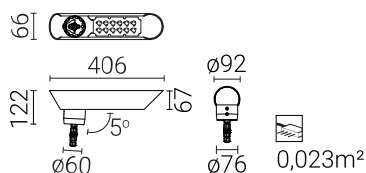
CHARGING DISCHARGE FROM THE LED LUMINAIRE HOUSING

In order to efficient discharge the electrostatic charge from the housing of LED fitting installed on the pole from dielectric material (non-conductive) one of the following solutions is required:

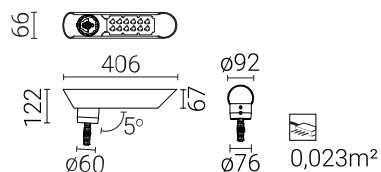
- functional grounding
- LED luminaire with an additional protection device

TECHNICAL DRAWING

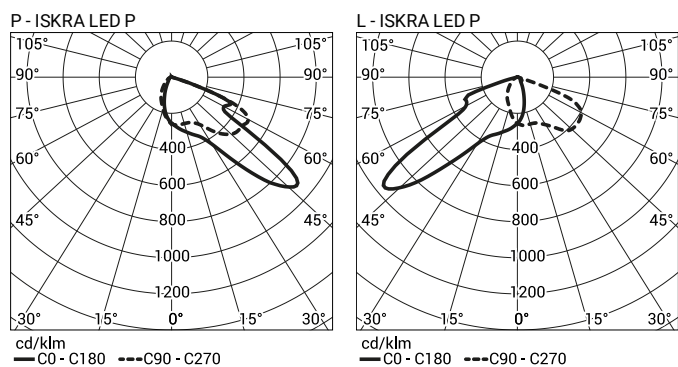
crosswalks for roads with right-hand traffic



crosswalks for roads with left-hand traffic



PHOTOMETRIC CURVES



POWER SYSTEM FUNCTIONS

Luminaire in standard has following functions of intelligent power supply:

- Connection to outside control system by DALI interface (operation of analog signal 1-10V as an option),
- Possibility of programming multistage dimming of luminaire, up to 5 intervals in the range of from 10 to 100% of nominal power,
- Temperature protection of LED module (from overheating) in case of unintentional luminaire operation during the,
- Regulation of power / luminous flux – the option of setting another value than the catalogue in the range of 30-100% of nominal one,