



TECHNICAL DATA

Anodising	10 colours
Application	surrounding office buildings, parks, pedestrians
Ingress protection	IP 66 for the optical part and the driver
Material	anodised aluminium alloy
Expected useful lifetime	L90B10 - 100 000 h
CRI	>70
Input voltage frequency	50/60Hz
Power factor	≥0.95
Number of LED	16
Control system	LED lighting column has the possibility to connect to an external control system via DALI interface (optionally via analog signal 1-10V).

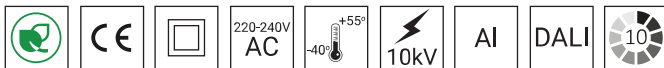


TABLE OF TYPES

Code	Symbol	Decorative element	LED power	Luminaire power consumption	LED forward current	Colour temperature (CCT)	Unit volume	Net weight
219532/A/1/C...	SAL PROF DECOR LED 36	A	36 W	40 W	750 mA	2700 K	0.35 m³	Z-52 72 kg
219532/A/3/C...	SAL PROF DECOR LED 36	A	36 W	40 W	750 mA	3500 K	0.35 m³	Z-52 72 kg
219532/A/4/C...	SAL PROF DECOR LED 36	A	36 W	40 W	750 mA	4000 K	0.35 m³	Z-52 72 kg
219532/A/6/C...	SAL PROF DECOR LED 36	A	36 W	40 W	750 mA	5000 K	0.35 m³	Z-52 72 kg
219532/B/1/C...	SAL PROF DECOR LED 36	B	36 W	40 W	750 mA	2700 K	0.35 m³	Z-52 72 kg
219532/B/3/C...	SAL PROF DECOR LED 36	B	36 W	40 W	750 mA	3500 K	0.35 m³	Z-52 72 kg
219532/B/4/C...	SAL PROF DECOR LED 36	B	36 W	40 W	750 mA	4000 K	0.35 m³	Z-52 72 kg
219532/B/6/C...	SAL PROF DECOR LED 36	B	36 W	40 W	750 mA	5000 K	0.35 m³	Z-52 72 kg
219532/C/1/C...	SAL PROF DECOR LED 36	C	36 W	40 W	750 mA	2700 K	0.35 m³	Z-52 72 kg
219532/C/3/C...	SAL PROF DECOR LED 36	C	36 W	40 W	750 mA	3500 K	0.35 m³	Z-52 72 kg
219532/C/4/C...	SAL PROF DECOR LED 36	C	36 W	40 W	750 mA	4000 K	0.35 m³	Z-52 72 kg
219532/C/6/C...	SAL PROF DECOR LED 36	C	36 W	40 W	750 mA	5000 K	0.35 m³	Z-52 72 kg
219532/D/1/C...	SAL PROF DECOR LED 36	D	36 W	40 W	750 mA	2700 K	0.35 m³	Z-52 72 kg
219532/D/3/C...	SAL PROF DECOR LED 36	D	36 W	40 W	750 mA	3500 K	0.35 m³	Z-52 72 kg
219532/D/4/C...	SAL PROF DECOR LED 36	D	36 W	40 W	750 mA	4000 K	0.35 m³	Z-52 72 kg
219532/D/6/C...	SAL PROF DECOR LED 36	D	36 W	40 W	750 mA	5000 K	0.35 m³	Z-52 72 kg

Fuse – type gG and GL

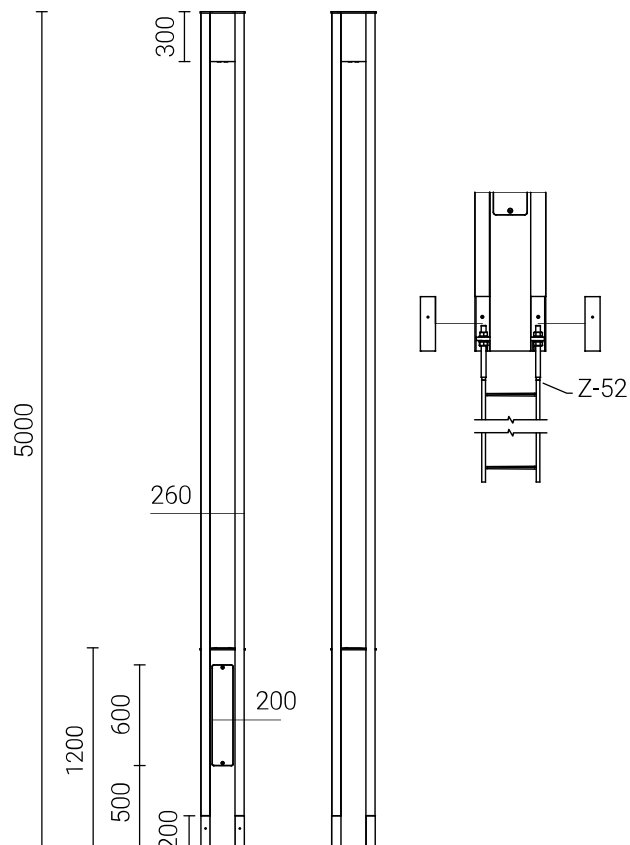
LED lighting columns
SAL PROF DECOR LED

2A	4A	6A	10A	16A	20A	25A
0	4	8	11	21	29	42

36W

/C... – choice of anodising colour

TECHNICAL DRAWING



POWER SYSTEM FUNCTIONS

Luminaire in standard has following functions of intelligent power supply:


- Connection to outside control system by DALI interface (operation of analog signal 1-10V as an option),
- Possibility of programming multistage dimming of luminaire, up to 5 intervals in the range of from 10 to 100% of nominal power,
- Temperature protection of LED module (from overheating) in case of unintentional luminaire operation during the,
- Regulation of power / luminous flux – the option of setting another value than the catalogue in the range of 30-100% of nominal one,

ACCEPTABLE QUANTITY OF LUMINAIRES ON ONE CIRCUIT

Overcurrent switches MCB type B or C

LED lighting columns	Typ	2A	4A	6A	10A	16A	20A	25A
SAL PROF DECOR LED 36W	B	1	2	4	6	11	13	17
	C	1	4	6	11	18	22	28


VISUAL LIGHTING EFFECT




Decorative element A



Decorative element B

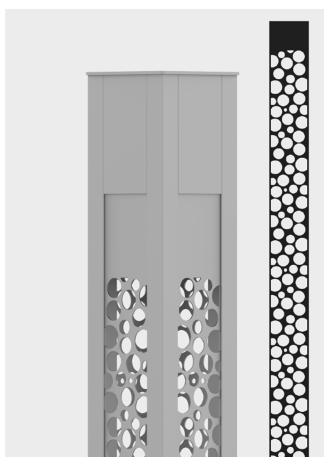


Decorative element C



Decorative element D

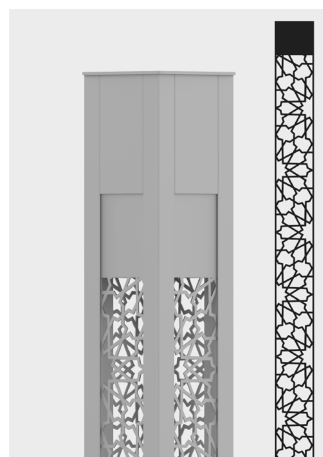
DECORATIVE ELEMENT



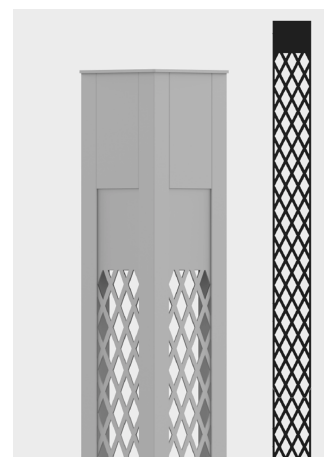
Decorative element A



Decorative element B



Decorative element C



Decorative element D