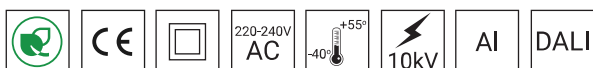




## TECHNICAL DATA

<b>Application</b>	urban roads, residential roads (internal), surrounding office buildings, parks, pedestrians
<b>Colour</b>	inox / grey
<b>Ingress protection</b>	IP 66 for the optical part and the driver
<b>Optical system</b>	PMMA optics, interchangeable LED module
<b>Material</b>	anodised aluminium alloy
<b>Expected useful lifetime</b>	L90B10 - 100 000 h
<b>CRI</b>	>70
<b>Input voltage frequency</b>	50/60Hz
<b>Power factor</b>	≥0.95
<b>Number of LED</b>	12 - (24 W, 36 W), 24 - (48 W, 72 W)
<b>Control system</b>	LED lighting set has the possibility to connect to an external control system via DALI interface (optionally via analog signal 1-10V).



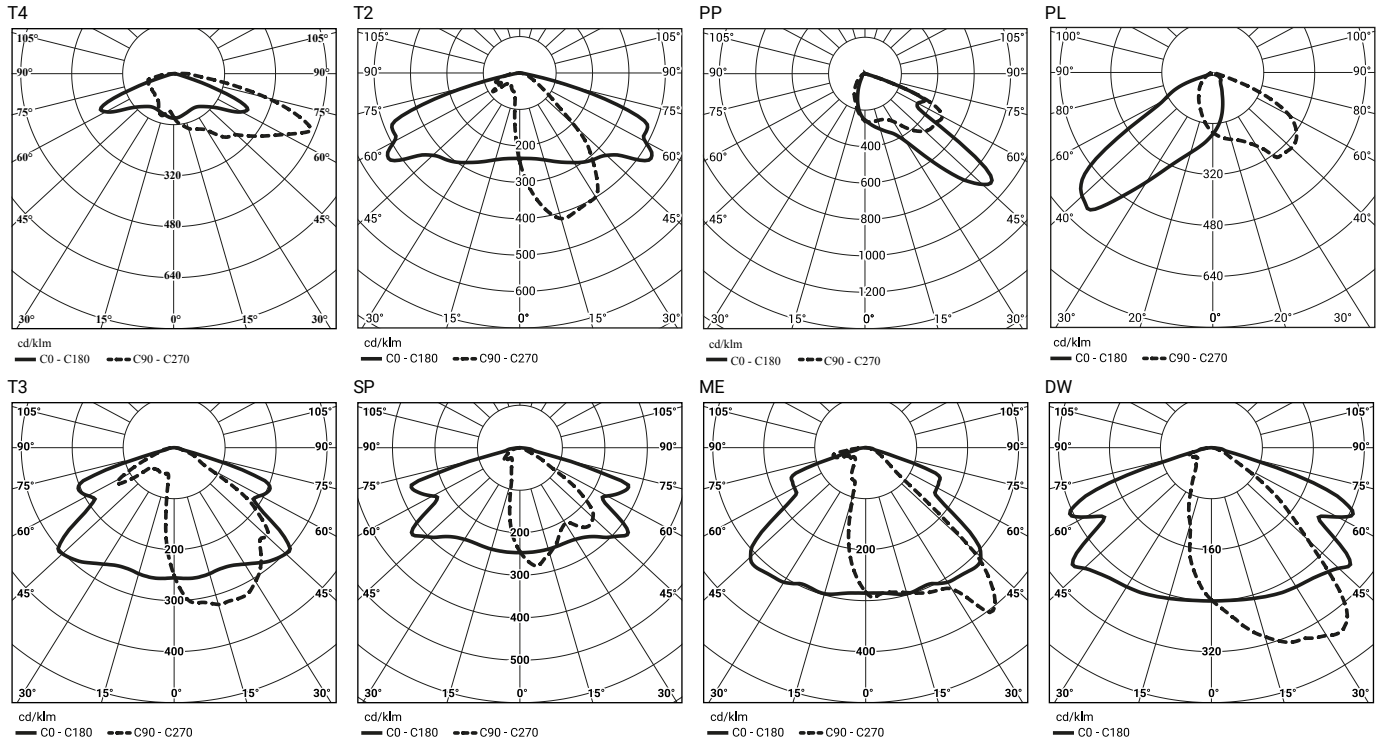
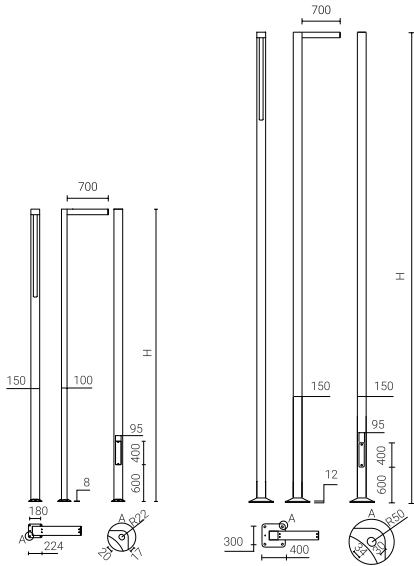
## TABLE OF TYPES

Code	Symbol	Height of the column [H]	LED power	Luminaire power consumption	LED forward current	Colour temperature (CCT)	LEDs luminous flux <sup>1</sup>	Luminaire luminous flux <sup>1</sup>	Luminous efficacy <sup>1</sup>	Unit volume	Concrete footing / reinforcement basket type	Net weight
216230/1/... <sup>2</sup>	CUT-3 LED 24	3 m	24 W	28 W	700 mA	2700 K	4050 lm	3550 lm	127 lm/W	0.5 m <sup>3</sup>	B-50 / Z-50	31 kg
216230/3/... <sup>2</sup>	CUT-3 LED 24	3 m	24 W	28 W	700 mA	3500 K	4350 lm	3800 lm	136 lm/W	0.5 m <sup>3</sup>	B-50 / Z-50	31 kg
216230/4/... <sup>2</sup>	CUT-3 LED 24	3 m	24 W	28 W	700 mA	4000 K	4550 lm	4000 lm	143 lm/W	0.5 m <sup>3</sup>	B-50 / Z-50	31 kg
216230/6/... <sup>2</sup>	CUT-3 LED 24	3 m	24 W	28 W	700 mA	5000 K	4550 lm	4000 lm	143 lm/W	0.5 m <sup>3</sup>	B-50 / Z-50	31 kg
216232/1/... <sup>2</sup>	CUT-3 LED 36	3 m	36 W	40 W	1000 mA	2700 K	5450 lm	4800 lm	120 lm/W	0.5 m <sup>3</sup>	B-50 / Z-50	31 kg
216232/3/... <sup>2</sup>	CUT-3 LED 36	3 m	36 W	40 W	1000 mA	3500 K	5800 lm	5100 lm	128 lm/W	0.5 m <sup>3</sup>	B-50 / Z-50	31 kg
216232/4/... <sup>2</sup>	CUT-3 LED 36	3 m	36 W	40 W	1000 mA	4000 K	6150 lm	5400 lm	135 lm/W	0.5 m <sup>3</sup>	B-50 / Z-50	31 kg
216232/6/... <sup>2</sup>	CUT-3 LED 36	3 m	36 W	40 W	1000 mA	5000 K	6150 lm	5400 lm	135 lm/W	0.5 m <sup>3</sup>	B-50 / Z-50	31 kg
216330/1/... <sup>2</sup>	CUT-4 LED 24	4 m	24 W	28 W	700 mA	2700 K	4050 lm	3550 lm	127 lm/W	0.7 m <sup>3</sup>	B-50 / Z-50	37.5 kg
216330/3/... <sup>2</sup>	CUT-4 LED 24	4 m	24 W	28 W	700 mA	3500 K	4350 lm	3800 lm	136 lm/W	0.7 m <sup>3</sup>	B-50 / Z-50	37.5 kg
216330/4/... <sup>2</sup>	CUT-4 LED 24	4 m	24 W	28 W	700 mA	4000 K	4550 lm	4000 lm	143 lm/W	0.7 m <sup>3</sup>	B-50 / Z-50	37.5 kg
216330/6/... <sup>2</sup>	CUT-4 LED 24	4 m	24 W	28 W	700 mA	5000 K	4550 lm	4000 lm	143 lm/W	0.7 m <sup>3</sup>	B-50 / Z-50	37.5 kg
216332/1/... <sup>2</sup>	CUT-4 LED 36	4 m	36 W	40 W	1000 mA	2700 K	5450 lm	4800 lm	120 lm/W	0.7 m <sup>3</sup>	B-50 / Z-50	37.5 kg
216332/3/... <sup>2</sup>	CUT-4 LED 36	4 m	36 W	40 W	1000 mA	3500 K	5800 lm	5100 lm	128 lm/W	0.7 m <sup>3</sup>	B-50 / Z-50	37.5 kg
216332/4/... <sup>2</sup>	CUT-4 LED 36	4 m	36 W	40 W	1000 mA	4000 K	6150 lm	5400 lm	135 lm/W	0.7 m <sup>3</sup>	B-50 / Z-50	37.5 kg
216332/6/... <sup>2</sup>	CUT-4 LED 36	4 m	36 W	40 W	1000 mA	5000 K	6150 lm	5400 lm	135 lm/W	0.7 m <sup>3</sup>	B-50 / Z-50	37.5 kg
216333/1/... <sup>2</sup>	CUT-4 LED 48	4 m	48 W	55 W	700 mA	2700 K	8150 lm	7150 lm	130 lm/W	0.7 m <sup>3</sup>	B-50 / Z-50	37.5 kg
216333/3/... <sup>2</sup>	CUT-4 LED 48	4 m	48 W	55 W	700 mA	3500 K	8650 lm	7600 lm	138 lm/W	0.7 m <sup>3</sup>	B-50 / Z-50	37.5 kg
216333/4/... <sup>2</sup>	CUT-4 LED 48	4 m	48 W	55 W	700 mA	4000 K	9150 lm	8050 lm	146 lm/W	0.7 m <sup>3</sup>	B-50 / Z-50	37.5 kg
216333/6/... <sup>2</sup>	CUT-4 LED 48	4 m	48 W	55 W	700 mA	5000 K	9150 lm	8042 lm	146 lm/W	0.7 m <sup>3</sup>	B-50 / Z-50	37.5 kg
216030/1/... <sup>2</sup>	CUT-5 LED 24	5 m	24 W	28 W	700 mA	2700 K	4050 lm	3550 lm	127 lm/W	1 m <sup>3</sup>	B-50 / Z-50	42.5 kg
216030/3/... <sup>2</sup>	CUT-5 LED 24	5 m	24 W	28 W	700 mA	3500 K	4350 lm	3800 lm	136 lm/W	1 m <sup>3</sup>	B-50 / Z-50	42.5 kg
216030/4/... <sup>2</sup>	CUT-5 LED 24	5 m	24 W	28 W	700 mA	4000 K	4550 lm	4000 lm	143 lm/W	1 m <sup>3</sup>	B-50 / Z-50	42.5 kg
216030/6/... <sup>2</sup>	CUT-5 LED 24	5 m	24 W	28 W	700 mA	5000 K	4550 lm	4000 lm	143 lm/W	1 m <sup>3</sup>	B-50 / Z-50	42.5 kg
216032/1/... <sup>2</sup>	CUT-5 LED 36	5 m	36 W	40 W	1000 mA	2700 K	5450 lm	4800 lm	120 lm/W	1 m <sup>3</sup>	B-50 / Z-50	42.5 kg
216032/3/... <sup>2</sup>	CUT-5 LED 36	5 m	36 W	40 W	1000 mA	3500 K	5800 lm	5100 lm	128 lm/W	1 m <sup>3</sup>	B-50 / Z-50	42.5 kg
216032/4/... <sup>2</sup>	CUT-5 LED 36	5 m	36 W	40 W	1000 mA	4000 K	6150 lm	5400 lm	135 lm/W	1 m <sup>3</sup>	B-50 / Z-50	42.5 kg
216032/6/... <sup>2</sup>	CUT-5 LED 36	5 m	36 W	40 W	1000 mA	5000 K	6150 lm	5400 lm	135 lm/W	1 m <sup>3</sup>	B-50 / Z-50	42.5 kg
216033/1/... <sup>2</sup>	CUT-5 LED 48	5 m	48 W	55 W	700 mA	2700 K	8150 lm	7150 lm	130 lm/W	1 m <sup>3</sup>	B-50 / Z-50	42.5 kg
216033/3/... <sup>2</sup>	CUT-5 LED 48	5 m	48 W	55 W	700 mA	3500 K	8650 lm	7600 lm	138 lm/W	1 m <sup>3</sup>	B-50 / Z-50	42.5 kg
216033/4/... <sup>2</sup>	CUT-5 LED 48	5 m	48 W	55 W	700 mA	4000 K	9150 lm	8050 lm	146 lm/W	1 m <sup>3</sup>	B-50 / Z-50	42.5 kg
216033/6/... <sup>2</sup>	CUT-5 LED 48	5 m	48 W	55 W	700 mA	5000 K	9150 lm	8042 lm	146 lm/W	1 m <sup>3</sup>	B-50 / Z-50	42.5 kg

216633/1/... <sup>2</sup>	CUT-6 LED 48	6 m	48 W	55 W	700 mA	2700 K	8150 lm	7150 lm	130 lm/W	1.2 m <sup>3</sup>	B-71, B-70 / Z-71, Z-70	62.5 kg
216633/3/... <sup>2</sup>	CUT-6 LED 48	6 m	48 W	55 W	700 mA	3500 K	8650 lm	7600 lm	138 lm/W	1.2 m <sup>3</sup>	B-71, B-70 / Z-71, Z-70	62.5 kg
216633/4/... <sup>2</sup>	CUT-6 LED 48	6 m	48 W	55 W	700 mA	4000 K	9150 lm	8050 lm	146 lm/W	1.2 m <sup>3</sup>	B-71, B-70 / Z-71, Z-70	62.5 kg
216633/6/... <sup>2</sup>	CUT-6 LED 48	6 m	48 W	55 W	700 mA	5000 K	9150 lm	8042 lm	146 lm/W	1.2 m <sup>3</sup>	B-71, B-70 / Z-71, Z-70	62.5 kg
216635/1/... <sup>2</sup>	CUT-6 LED 72	6 m	72 W	79 W	1000 mA	2700 K	10900 lm	9600 lm	122 lm/W	1.2 m <sup>3</sup>	B-71, B-70 / Z-71, Z-70	62.5 kg
216635/3/... <sup>2</sup>	CUT-6 LED 72	6 m	72 W	79 W	1000 mA	3500 K	11600 lm	10200 lm	129 lm/W	1.2 m <sup>3</sup>	B-71, B-70 / Z-71, Z-70	62.5 kg
216635/4/... <sup>2</sup>	CUT-6 LED 72	6 m	72 W	79 W	1000 mA	4000 K	12300 lm	10800 lm	137 lm/W	1.2 m <sup>3</sup>	B-71, B-70 / Z-71, Z-70	62.5 kg
216635/6/... <sup>2</sup>	CUT-6 LED 72	6 m	72 W	79 W	1000 mA	5000 K	12300 lm	10800 lm	137 lm/W	1.2 m <sup>3</sup>	B-71, B-70 / Z-71, Z-70	62.5 kg
216733/1/... <sup>2</sup>	CUT-7 LED 48	7 m	48 W	55 W	700 mA	2700 K	8150 lm	7150 lm	130 lm/W	1.4 m <sup>3</sup>	B-71, B-70 / Z-71, Z-70	69.5 kg
216733/3/... <sup>2</sup>	CUT-7 LED 48	7 m	48 W	55 W	700 mA	3500 K	8650 lm	7600 lm	138 lm/W	1.4 m <sup>3</sup>	B-71, B-70 / Z-71, Z-70	69.5 kg
216733/4/... <sup>2</sup>	CUT-7 LED 48	7 m	48 W	55 W	700 mA	4000 K	9150 lm	8050 lm	146 lm/W	1.4 m <sup>3</sup>	B-71, B-70 / Z-71, Z-70	69.5 kg
216733/6/... <sup>2</sup>	CUT-7 LED 48	7 m	48 W	55 W	700 mA	5000 K	9150 lm	8042 lm	146 lm/W	1.4 m <sup>3</sup>	B-71, B-70 / Z-71, Z-70	69.5 kg
216735/1/... <sup>2</sup>	CUT-7 LED 72	7 m	72 W	79 W	1000 mA	2700 K	10900 lm	9600 lm	122 lm/W	1.4 m <sup>3</sup>	B-71, B-70 / Z-71, Z-70	69.5 kg
216735/3/... <sup>2</sup>	CUT-7 LED 72	7 m	72 W	79 W	1000 mA	3500 K	11600 lm	10200 lm	129 lm/W	1.4 m <sup>3</sup>	B-71, B-70 / Z-71, Z-70	69.5 kg
216735/4/... <sup>2</sup>	CUT-7 LED 72	7 m	72 W	79 W	1000 mA	4000 K	12300 lm	10800 lm	137 lm/W	1.4 m <sup>3</sup>	B-71, B-70 / Z-71, Z-70	69.5 kg
216735/6/... <sup>2</sup>	CUT-7 LED 72	7 m	72 W	79 W	1000 mA	5000 K	12300 lm	10800 lm	137 lm/W	1.4 m <sup>3</sup>	B-71, B-70 / Z-71, Z-70	69.5 kg
216433/1/... <sup>2</sup>	CUT-8 LED 48	8 m	48 W	55 W	700 mA	2700 K	8150 lm	7150 lm	130 lm/W	1.6 m <sup>3</sup>	B-71, B-70 / Z-71, Z-70	76 kg
216433/3/... <sup>2</sup>	CUT-8 LED 48	8 m	48 W	55 W	700 mA	3500 K	8650 lm	7600 lm	138 lm/W	1.6 m <sup>3</sup>	B-71, B-70 / Z-71, Z-70	76 kg
216433/4/... <sup>2</sup>	CUT-8 LED 48	8 m	48 W	55 W	700 mA	4000 K	9150 lm	8050 lm	146 lm/W	1.6 m <sup>3</sup>	B-71, B-70 / Z-71, Z-70	76 kg
216433/6/... <sup>2</sup>	CUT-8 LED 48	8 m	48 W	55 W	700 mA	5000 K	9150 lm	8042 lm	146 lm/W	1.6 m <sup>3</sup>	B-71, B-70 / Z-71, Z-70	76 kg
216435/1/... <sup>2</sup>	CUT-8 LED 72	8 m	72 W	79 W	1000 mA	2700 K	10900 lm	9600 lm	122 lm/W	1.6 m <sup>3</sup>	B-71, B-70 / Z-71, Z-70	76 kg
216435/3/... <sup>2</sup>	CUT-8 LED 72	8 m	72 W	79 W	1000 mA	3500 K	11600 lm	10200 lm	129 lm/W	1.6 m <sup>3</sup>	B-71, B-70 / Z-71, Z-70	76 kg
216435/4/... <sup>2</sup>	CUT-8 LED 72	8 m	72 W	79 W	1000 mA	4000 K	12300 lm	10800 lm	137 lm/W	1.6 m <sup>3</sup>	B-71, B-70 / Z-71, Z-70	76 kg
216435/6/... <sup>2</sup>	CUT-8 LED 72	8 m	72 W	79 W	1000 mA	5000 K	12300 lm	10800 lm	137 lm/W	1.6 m <sup>3</sup>	B-71, B-70 / Z-71, Z-70	76 kg

1) tolerance +/- 5% due to LEDs accuracy

2) symbol of chosen optical system eg. 216230/6/T2 is CUT-3 LED 24 5000K with T2 optical system



**Luminaire in standard has following functions of intelligent power supply:**

- Connection to outside control system by DALI interface (operation of analog signal 1-10V as an option),
- Possibility of programming multistage dimming of luminaire, up to 5 intervals in the range of from 10 to 100% of nominal power,
- Temperature protection of LED module (from overheating) in case of unintentional luminaire operation during the,
- Regulation of power / luminous flux – the option of setting another value than the catalogue in the range of 30-100% of nominal one,

Overcurrent switches MCB type B or C

Lighting sets	Typ	2A	4A	6A	10A	16A	20A	25A
CUT LED 24, 36W	B	3	6	10	16	26	32	40
	C	3	10	16	27	44	54	67
CUT LED 48, 72W	B	1	2	4	6	11	13	17
	C	1	4	6	11	18	22	28

Fuse – type gG and GL

Lighting sets	2A	4A	6A	10A	16A	20A	25A
CUT LED 24, 36W	1	10	19	25	50	68	97
CUT LED 48, 72W	0	4	8	11	21	29	42