



TECHNICAL DATA

Application	residential roads (internal), surrounding office buildings, parks, pedestrians
Colour	column and arms - 10 colours, each with possibility of chemical brightening, lamp cap - RAL 7047 laminate, aluminium plate around reflector - painted in RAL 9016
Ingress protection	IP 65 for the optical part and the driver
Optical system	closed with heat-resistant glass, cap with external reflector in the form of convex, mirrored squares
Material	anodised aluminium alloy
Expected useful lifetime	L90B10 - 100 000 h
CRI	>70
Input voltage frequency	50/60Hz
Power factor	≥0.95
Number of LED	32
Control system	LED lighting column has the possibility to connect to an external control system via DALI interface (optionally via analog signal 1-10V).

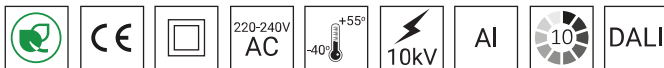
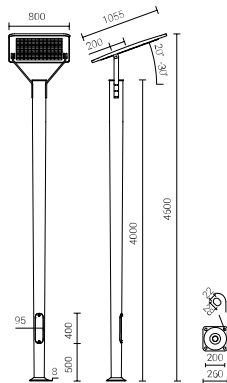


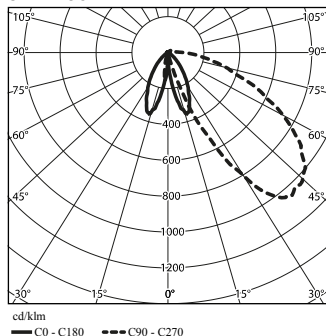
TABLE OF TYPES

Code	Symbol	Height of the column [H]	LED power	Luminaire power consumption	LED forward current	Colour temperature (CCT)	Luminaire luminous flux ¹	Luminous efficacy ¹	Unit volume	Concrete footing / reinforcement basket type	Net weight
42929/1/C...	SAL DECO-2 LED	4 600 mm	65 W	73 W	700 mA	2700 K	3250 lm	45 lm/W	0.35 m³	B-51 / Z-51	47 kg
42929/3/C...	SAL DECO-2 LED	4 600 mm	65 W	73 W	700 mA	3500 K	3400 lm	47 lm/W	0.35 m³	B-51 / Z-51	47 kg
42929/4/C...	SAL DECO-2 LED	4 600 mm	65 W	73 W	700 mA	4000 K	4200 lm	58 lm/W	0.35 m³	B-51 / Z-51	47 kg
42929/6/C...	SAL DECO-2 LED	4 600 mm	65 W	73 W	700 mA	5000 K	4200 lm	58 lm/W	0.35 m³	B-51 / Z-51	47 kg

1) tolerance +/- 5% due to LEDs accuracy



SAL DECO 2 LED



Luminaire in standard has following functions of intelligent power supply:

- Connection to outside control system by DALI interface (operation of analog signal 1-10V as an option),
- Possibility of programming multistage dimming of luminaire, up to 5 intervals in the range of from 10 to 100% of nominal power,
- Temperature protection of LED module (from overheating) in case of unintentional luminaire operation during the,
- Regulation of power / luminous flux – the option of setting another value than the catalogue in the range of 30-100% of nominal one,

Overcurrent switches MCB type B or C

Lighting set	Typ	2A	4A	6A	10A	16A	20A	25A
SAL DECO-2 LED	B	1	2	4	6	10	12	15
	C	1	4	6	10	17	20	26

Fuse – type gG and GL

Lighting set	2A	4A	6A	10A	16A	20A	25A
SAL DECO-2 LED	0	4	8	11	22	31	44