

TECHNICAL DATA

Application	motorways and expressway, urban roads
Finish	elastomer protection for colours: CI63, CI65, CI75, CI78
Colour	graphite / inox
Ingress protection	IP 66 for the optical part and the driver
Material	anodised aluminium alloy
Operating temperature range	from -40°C to +55°C
Expected useful lifetime	L90B10 - 100 000 h
CRI	>70
Input voltage frequency	50/60Hz
Power factor	≥0.95
Control system	LED lighting set has the possibility to connect to an external control system via DALI interface (optionally via analog signal 1-10V).

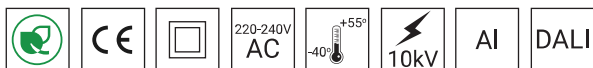
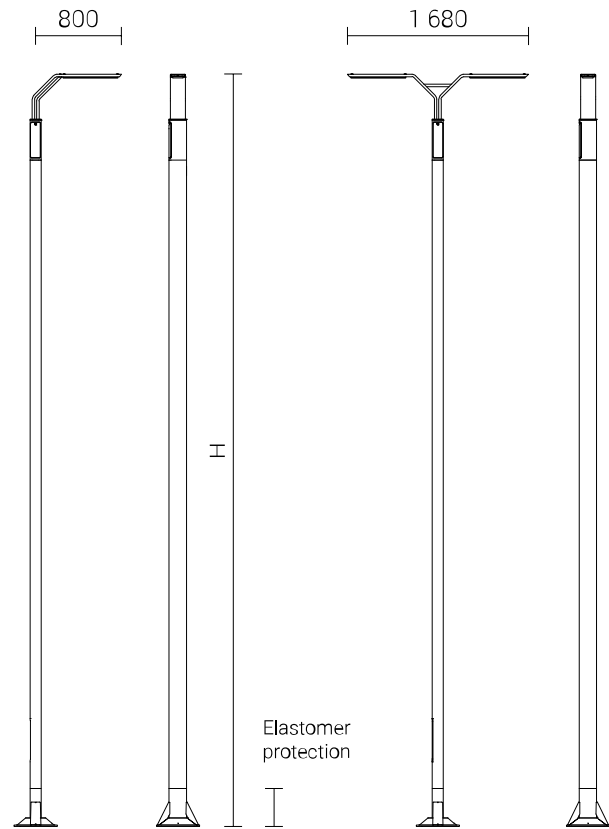


TABLE OF TYPES

Code	Symbol	Height of the column [H]	LED power	Luminaire power consumption	LED forward current	Colour temperature (CCT)	LEDs luminous flux ¹	Luminaire luminous flux ¹	Luminous efficacy ¹	Unit volume	Concrete footing / reinforcement basket type	Net weight
218535/1/... ²	GULLWING-6 LED 1x72	6 m	72 W	79 W	1000 mA	2700 K	9450 lm	8650 lm	110 lm/W	3.2 m ³	B-70 / Z-70	43.6 kg
218535/3/... ²	GULLWING-6 LED 1x72	6 m	72 W	79 W	1000 mA	3500 K	9900 lm	9100 lm	115 lm/W	3.2 m ³	B-70 / Z-70	43.6 kg
218535/4/... ²	GULLWING-6 LED 1x72	6 m	72 W	79 W	1000 mA	4000 K	11650 lm	10450 lm	132 lm/W	3.2 m ³	B-70 / Z-70	43.6 kg
218535/6/... ²	GULLWING-6 LED 1x72	6 m	72 W	79 W	1000 mA	5000 K	11650 lm	10450 lm	132 lm/W	3.2 m ³	B-70 / Z-70	43.6 kg
218435/1/... ²	GULLWING-6 LED 2x72	6 m	72 W x 2	79 W x 2	1000 mA	2700 K	9450 lm x 2	8650 lm x 2	110 lm/W	3.52 m ³	B-70 / Z-70	46.6 kg
218435/3/... ²	GULLWING-6 LED 2x72	6 m	72 W x 2	79 W x 2	1000 mA	3500 K	9900 lm x 2	9100 lm x 2	115 lm/W	3.52 m ³	B-70 / Z-70	46.6 kg
218435/4/... ²	GULLWING-6 LED 2x72	6 m	72 W x 2	79 W x 2	1000 mA	4000 K	11650 lm x 2	10450 lm x 2	132 lm/W	3.52 m ³	B-70 / Z-70	46.6 kg
218435/6/... ²	GULLWING-6 LED 2x72	6 m	72 W x 2	79 W x 2	1000 mA	5000 K	11650 lm x 2	10450 lm x 2	132 lm/W	3.52 m ³	B-70 / Z-70	46.6 kg
218335/1/... ²	GULLWING-7 LED 1x72	7 m	72 W	79 W	1000 mA	2700 K	9450 lm	8650 lm	110 lm/W	3.2 m ³	B-70 / Z-70	48.8 kg
218335/3/... ²	GULLWING-7 LED 1x72	7 m	72 W	79 W	1000 mA	3500 K	9900 lm	9100 lm	115 lm/W	3.2 m ³	B-70 / Z-70	48.8 kg
218335/4/... ²	GULLWING-7 LED 1x72	7 m	72 W	79 W	1000 mA	4000 K	11650 lm	10450 lm	132 lm/W	3.2 m ³	B-70 / Z-70	48.8 kg
218335/6/... ²	GULLWING-7 LED 1x72	7 m	72 W	79 W	1000 mA	5000 K	11650 lm	10450 lm	132 lm/W	3.2 m ³	B-70 / Z-70	48.8 kg
218235/1/... ²	GULLWING-7 LED 2x72	7 m	72 W x 2	79 W x 2	1000 mA	2700 K	9450 lm x 2	8650 lm x 2	110 lm/W	3.52 m ³	B-70 / Z-70	51.8 kg
218235/3/... ²	GULLWING-7 LED 2x72	7 m	72 W x 2	79 W x 2	1000 mA	3500 K	9900 lm x 2	9100 lm x 2	115 lm/W	3.52 m ³	B-70 / Z-70	51.8 kg
218235/4/... ²	GULLWING-7 LED 2x72	7 m	72 W x 2	79 W x 2	1000 mA	4000 K	11650 lm x 2	10450 lm x 2	132 lm/W	3.52 m ³	B-70 / Z-70	51.8 kg
218235/6/... ²	GULLWING-7 LED 2x72	7 m	72 W x 2	79 W x 2	1000 mA	5000 K	11650 lm x 2	10450 lm x 2	132 lm/W	3.52 m ³	B-70 / Z-70	51.8 kg

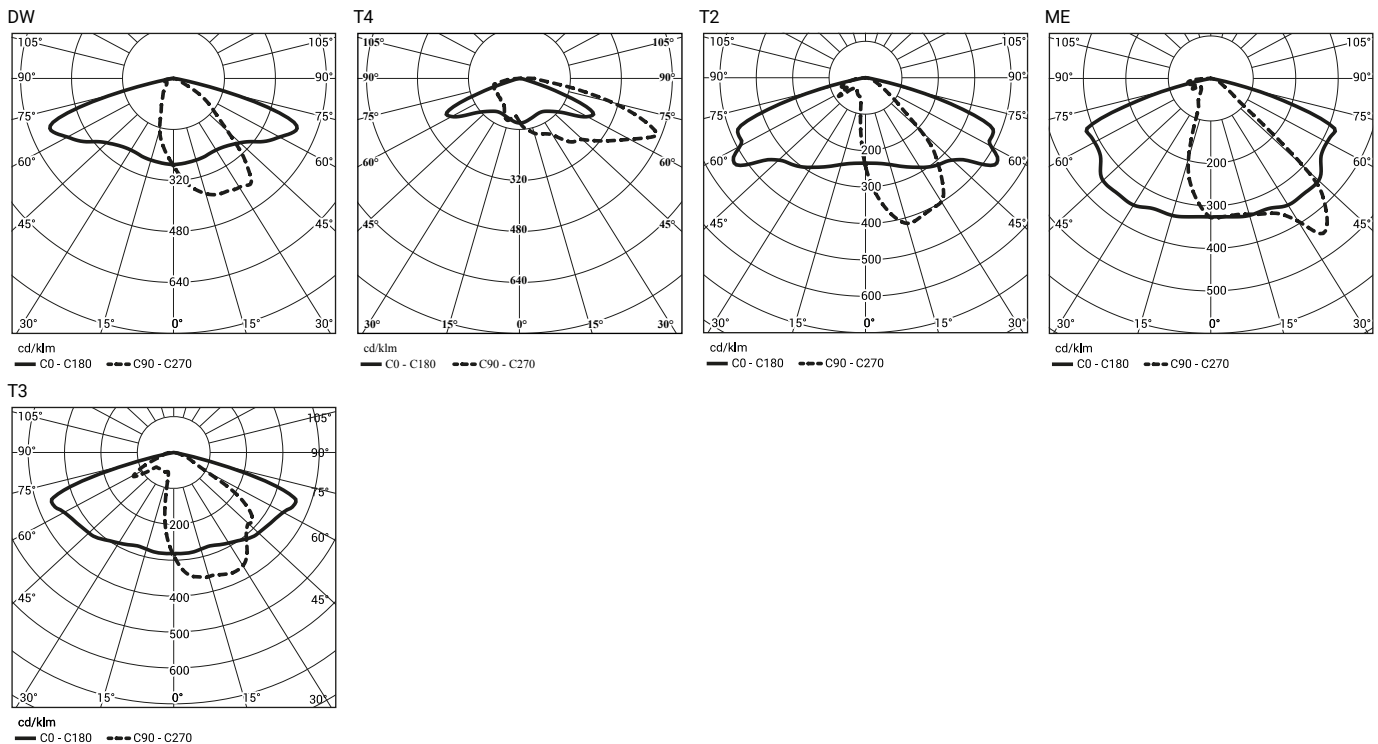
1) tolerance +/- 5% due to LEDs accuracy

2) symbol of chosen optical system eg. 218335/6/T2 is GULLWING-7 LED 1x72 5000K with T2 optical system



GULLWING LED 1x72

GULLWING LED 2x72



Luminaire in standard has following functions of intelligent power supply:

- Connection to outside control system by DALI interface (operation of analog signal 1-10V as an option),
- Possibility of programming multistage dimming of luminaire, up to 5 intervals in the range of from 10 to 100% of nominal power,
- Temperature protection of LED module (from overheating) in case of unintentional luminaire operation during the,
- Regulation of power / luminous flux – the option of setting another value than the catalogue in the range of 30-100% of nominal one,

Overcurrent switches MCB type B or C

Lighting set	Typ	2A	4A	6A	10A	16A	20A	25A
GULLWING LED 72W	B	1	2	4	6	11	13	17
	C	1	4	6	11	18	22	28
GULLWING LED 2 x 72W	B	1	2	3	5	8	10	12
	C	1	3	5	8	13	16	20

Fuse – type gG and GL

Lighting set	2A	4A	6A	10A	16A	20A	25A
GULLWING LED 72W	0	4	8	11	21	29	42
GULLWING LED 2 x 72W	0	3	6	8	17	23	29