



TECHNICAL DATA

Application	parks, pedestrians
Assembly	on columns, extension arms, aluminium and steel wall brackets, arm systems with spigot ending \varnothing 60 x 60 mm deep and on plastic poles type S and SP with spigot ending type „B”
Colour	black
Ingress protection	IP 66 for the optical part and IP 54 for the driver
Optical system	PMMA optics, interchangeable LED module
Material	body – UV resistant polypropylene with glass fiber, diffuser – frosted PMMA or transparent PMMA
Operating temperature range	from -40°C to +40°C
Expected useful lifetime	L90B10 - 100 000 h
CRI	>70
Input voltage frequency	50/60Hz
Power factor	\geq 0.95
Number of LED	16
Control system	Luminaire has the possibility to connect to an external control system via DALI interface (optionally via analog signal 1- 10V).



TABLE OF TYPES

Code	Symbol	Diffuser	LED power	Luminaire power consumption	LED forward current	Colour temperature (CCT)	LEDs luminous flux ¹	Luminaire luminous flux ¹	Luminous efficacy ¹	Unit volume	Net weight
2110050/1	OS-11 LED	frosted	38 W	42 W	800 mA	2700 K	5850 lm	4600 lm	110 lm/W	0.1 m ³	4.6 kg
2110050/3	OS-11 LED	frosted	38 W	42 W	800 mA	3500 K	6200 lm	4850 lm	115 lm/W	0.1 m ³	4.6 kg
2110050/4	OS-11 LED	frosted	38 W	42 W	800 mA	4000 K	6700 lm	5250 lm	125 lm/W	0.1 m ³	4.6 kg
2110050/6	OS-11 LED	frosted	38 W	42 W	800 mA	5000 K	6700 lm	5250 lm	125 lm/W	0.1 m ³	4.6 kg
2112050/1	OS-11 LED	transparent	38 W	42 W	800 mA	2700 K	5850 lm	4800 lm	114 lm/W	0.1 m ³	4.8 kg
2112050/3	OS-11 LED	transparent	38 W	42 W	800 mA	3500 K	6200 lm	5050 lm	120 lm/W	0.1 m ³	4.8 kg
2112050/4	OS-11 LED	transparent	38 W	42 W	800 mA	4000 K	6700 lm	5450 lm	130 lm/W	0.1 m ³	4.8 kg
2112050/6	OS-11 LED	transparent	38 W	42 W	800 mA	5000 K	6700 lm	5450 lm	130 lm/W	0.1 m ³	4.8 kg
2110050/1/A	OS-11 LED	frosted	38 W	42 W	800 mA	2700 K	5850 lm	4400 lm	105 lm/W	0.1 m ³	4.6 kg
2110050/3/A	OS-11 LED	frosted	38 W	42 W	800 mA	3500 K	6200 lm	4650 lm	111 lm/W	0.1 m ³	4.6 kg
2110050/4/A	OS-11 LED	frosted	38 W	42 W	800 mA	4000 K	6700 lm	5050 lm	120 lm/W	0.1 m ³	4.6 kg
2110050/6/A	OS-11 LED	frosted	38 W	42 W	800 mA	5000 K	6700 lm	5050 lm	120 lm/W	0.1 m ³	4.6 kg
2112050/1/A	OS-11 LED	transparent	38 W	42 W	800 mA	2700 K	5850 lm	4600 lm	110 lm/W	0.1 m ³	4.8 kg
2112050/3/A	OS-11 LED	transparent	38 W	42 W	800 mA	3500 K	6200 lm	4850 lm	115 lm/W	0.1 m ³	4.8 kg
2112050/4/A	OS-11 LED	transparent	38 W	42 W	800 mA	4000 K	6700 lm	5250 lm	125 lm/W	0.1 m ³	4.8 kg
2112050/6/A	OS-11 LED	transparent	38 W	42 W	800 mA	5000 K	6700 lm	5250 lm	125 lm/W	0.1 m ³	4.8 kg

1) tolerance +/- 5% due to LEDs accuracy

DIRECTIVES AND STANDARDS

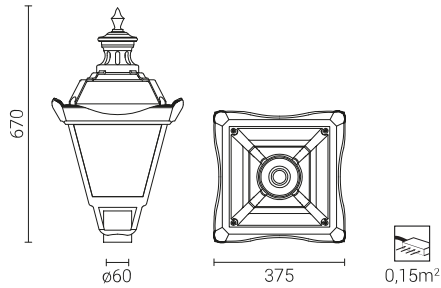
DIRECTIVES: 2014/35/UE (Official Journal of the UE L 96/357 29.03.2014), 2014/30/UE (Official Journal of the UE L 96/79 29.03.2014), 2011/65/UE, 2009/125/EC
STANDARDS: PN-EN 60598-1: 2015, PN-EN 60598-2-3: 2006, PN-EN 60529: 2003, PN-EN 62262: 2003, PN-EN 62471:2010, PN-EN 55015: 2013, PN-EN 61547: 2009, PN-EN 61000-3-2: 2014, PN-EN 61000-3-3: 2013

CHARGING DISCHARGE FROM THE LED LUMINAIRE HOUSING

In order to efficient discharge the electrostatic charge from the housing of LED fitting installed on the pole from dielectric material (non-conductive) one of the following solutions is required:

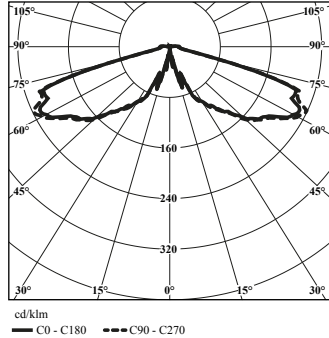
- functional grounding
- LED luminaire with an additional protection device

TECHNICAL DRAWING

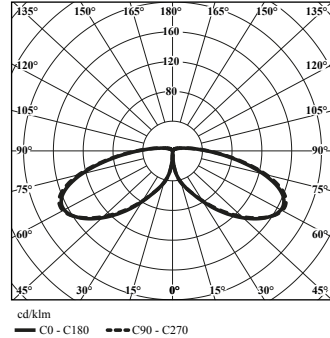


PHOTOMETRIC CURVES

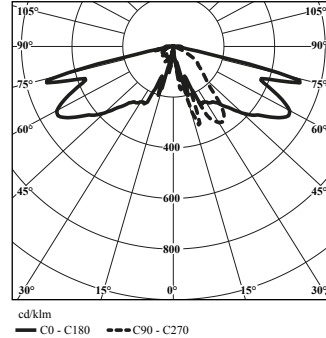
TRANSPARENT SHADE



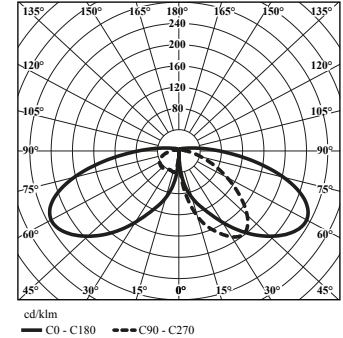
FROSTED SHADE



A - TRANSPARENT SHADE



A - FROSTED SHADE



POWER SYSTEM FUNCTIONS

Luminaire in standard has following functions of intelligent power supply:

- Connection to outside control system by DALI interface (operation of analog signal 1-10V as an option),
- Possibility of programming multistage dimming of luminaire, up to 5 intervals in the range of from 10 to 100% of nominal power,
- Temperature protection of LED module (from overheating) in case of unintentional luminaire operation during the,
- Regulation of power / luminous flux – the option of setting another value than the catalogue in the range of 30-100% of nominal one,

ACCETABLE QUANTITY OF LUMINAIRES ON ONE CIRCUIT

Overcurrent switches MCB type B or C

Luminaire	Typ	2A	4A	6A	10A	16A	20A	25A
OS-11 LED	B	4	7	12	18	30	37	46
	C	4	12	18	31	51	62	78

Fuse – type gG and GL

Luminaire	2A	4A	6A	10A	16A	20A	25A
OS 11 LED	1	10	20	26	52	71	101