

DATI TECNICI

Anodizzazione	10 colori
Schermi	opaca (PMMA)
Impiego	ambienti circostanti all'edificio ad uso uffici, parchi, percorsi pedonali
Grado di protezione	IP 65 per la parte ottica e per il sistema d'alimentazione
Materiale	lega di alluminio, anodizzato
Periodo di utilizzazione previsto	L90B10 - 100 000 h
Indice di resa cromatica CRI	>70
Frequenza della tensione di alimentazione	50/60Hz
Numero di diodi	8

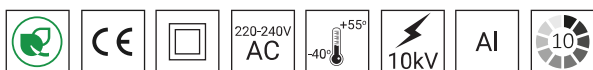


TABELLA DELLE VARIANTI

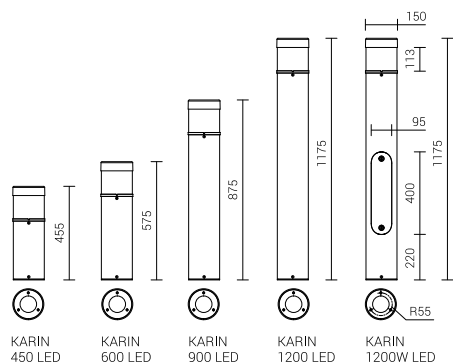
Codice	Nome	Altezza del palo	Potenza LED	Potenza totale dell'apparecchio	Corrente di conduzione	Temperatura di colore della luce	Sorgente di luce dell'apparecchio	Efficienza luminosa	Tipo di fondazione / gabbia di armatura	Diametro D	Peso netto
452008/1/C...	KARIN 450 LED 8	455 mm	8 W	12 W	350 mA	2700 K	800 lm	80 lm/W	B-0 / Z-0	150 mm	3 kg
452008/3/C...	KARIN 450 LED 8	455 mm	8 W	12 W	350 mA	3500 K	850 lm	85 lm/W	B-0 / Z-0	150 mm	3 kg
452008/4/C...	KARIN 450 LED 8	455 mm	8 W	12 W	350 mA	4000 K	1000 lm	100 lm/W	B-0 / Z-0	150 mm	3 kg
452008/6/C...	KARIN 450 LED 8	455 mm	8 W	12 W	350 mA	5000 K	1000 lm	100 lm/W	B-0 / Z-0	150 mm	3 kg
45200/1/C...	KARIN 450 LED 16	455 mm	16 W	20 W	700 mA	2700 K	1500 lm	75 lm/W	B-0 / Z-0	150 mm	3 kg
45200/3/C...	KARIN 450 LED 16	455 mm	16 W	20 W	700 mA	3500 K	1550 lm	78 lm/W	B-0 / Z-0	150 mm	3 kg
45200/4/C...	KARIN 450 LED 16	455 mm	16 W	20 W	700 mA	4000 K	1850 lm	93 lm/W	B-0 / Z-0	150 mm	3 kg
45200/6/C...	KARIN 450 LED 16	455 mm	16 W	20 W	700 mA	5000 K	1850 lm	93 lm/W	B-0 / Z-0	150 mm	3 kg
452108/1/C...	KARIN 600 LED 8	575 mm	8 W	12 W	350 mA	2700 K	800 lm	80 lm/W	B-0 / Z-0	150 mm	3.5 kg
452108/3/C...	KARIN 600 LED 8	575 mm	8 W	12 W	350 mA	3500 K	850 lm	85 lm/W	B-0 / Z-0	150 mm	3.5 kg
452108/4/C...	KARIN 600 LED 8	575 mm	8 W	12 W	350 mA	4000 K	1000 lm	100 lm/W	B-0 / Z-0	150 mm	3.5 kg
452108/6/C...	KARIN 600 LED 8	575 mm	8 W	12 W	350 mA	5000 K	1000 lm	100 lm/W	B-0 / Z-0	150 mm	3.5 kg
452110/1/C...	KARIN 600 LED 16	575 mm	16 W	20 W	700 mA	2700 K	1500 lm	75 lm/W	B-0 / Z-0	150 mm	3.5 kg
452110/3/C...	KARIN 600 LED 16	575 mm	16 W	20 W	700 mA	3500 K	1550 lm	78 lm/W	B-0 / Z-0	150 mm	3.5 kg
452110/4/C...	KARIN 600 LED 16	575 mm	16 W	20 W	700 mA	4000 K	1850 lm	93 lm/W	B-0 / Z-0	150 mm	3.5 kg
452110/6/C...	KARIN 600 LED 16	575 mm	16 W	20 W	700 mA	5000 K	1850 lm	93 lm/W	B-0 / Z-0	150 mm	3.5 kg
452208/1/C...	KARIN 900 LED 8	875 mm	8 W	12 W	350 mA	2700 K	800 lm	80 lm/W	B-0 / Z-0	150 mm	4.2 kg
452208/3/C...	KARIN 900 LED 8	875 mm	8 W	12 W	350 mA	3500 K	850 lm	85 lm/W	B-0 / Z-0	150 mm	4.2 kg
452208/4/C...	KARIN 900 LED 8	875 mm	8 W	12 W	350 mA	4000 K	1000 lm	100 lm/W	B-0 / Z-0	150 mm	4.2 kg
452208/6/C...	KARIN 900 LED 8	875 mm	8 W	12 W	350 mA	5000 K	1000 lm	100 lm/W	B-0 / Z-0	150 mm	4.2 kg
45220/1/C...	KARIN 900 LED 16	875 mm	16 W	20 W	700 mA	2700 K	1500 lm	75 lm/W	B-0 / Z-0	150 mm	4.2 kg
45220/3/C...	KARIN 900 LED 16	875 mm	16 W	20 W	700 mA	3500 K	1550 lm	78 lm/W	B-0 / Z-0	150 mm	4.2 kg
45220/4/C...	KARIN 900 LED 16	875 mm	16 W	20 W	700 mA	4000 K	1850 lm	93 lm/W	B-0 / Z-0	150 mm	4.2 kg
45220/6/C...	KARIN 900 LED 16	875 mm	16 W	20 W	700 mA	5000 K	1850 lm	93 lm/W	B-0 / Z-0	150 mm	4.2 kg
452308/1/C...	KARIN 1200 LED 8	1 175 mm	8 W	12 W	350 mA	2700 K	800 lm	80 lm/W	B-0A / Z-0A	150 mm	5.5 kg
452308/3/C...	KARIN 1200 LED 8	1 175 mm	8 W	12 W	350 mA	3500 K	850 lm	85 lm/W	B-0A / Z-0A	150 mm	5.5 kg
452308/4/C...	KARIN 1200 LED 8	1 175 mm	8 W	12 W	350 mA	4000 K	1000 lm	100 lm/W	B-0A / Z-0A	150 mm	5.5 kg
452308/6/C...	KARIN 1200 LED 8	1 175 mm	8 W	12 W	350 mA	5000 K	1000 lm	100 lm/W	B-0A / Z-0A	150 mm	5.5 kg
45230/1/C...	KARIN 1200 LED 16	1 175 mm	16 W	20 W	700 mA	2700 K	1500 lm	75 lm/W	B-0A / Z-0A	150 mm	5.5 kg
45230/3/C...	KARIN 1200 LED 16	1 175 mm	16 W	20 W	700 mA	3500 K	1550 lm	78 lm/W	B-0A / Z-0A	150 mm	5.5 kg
45230/4/C...	KARIN 1200 LED 16	1 175 mm	16 W	20 W	700 mA	4000 K	1850 lm	93 lm/W	B-0A / Z-0A	150 mm	5.5 kg
45230/6/C...	KARIN 1200 LED 16	1 175 mm	16 W	20 W	700 mA	5000 K	1850 lm	93 lm/W	B-0A / Z-0A	150 mm	5.5 kg

KARIN LED 450-1200

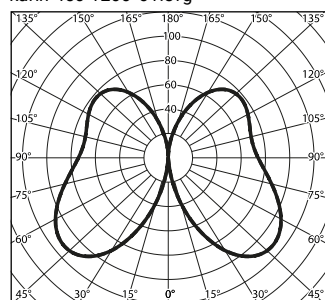


452328/1/C...	KARIN 1200W LED 8	1 175 mm	8 W	12 W	350 mA	2700 K	800 lm	80 lm/W	B-0A / Z-0A	150 mm	6.8 kg
452328/3/C...	KARIN 1200W LED 8	1 175 mm	8 W	12 W	350 mA	3500 K	850 lm	85 lm/W	B-0A / Z-0A	150 mm	6.8 kg
452328/4/C...	KARIN 1200W LED 8	1 175 mm	8 W	12 W	350 mA	4000 K	1000 lm	100 lm/W	B-0A / Z-0A	150 mm	6.8 kg
452328/6/C...	KARIN 1200W LED 8	1 175 mm	8 W	12 W	350 mA	5000 K	1000 lm	100 lm/W	B-0A / Z-0A	150 mm	6.8 kg
45232/1/C...	KARIN 1200W LED 16	1 175 mm	16 W	20 W	700 mA	2700 K	1500 lm	75 lm/W	B-0A / Z-0A	150 mm	6.8 kg
45232/3/C...	KARIN 1200W LED 16	1 175 mm	16 W	20 W	700 mA	3500 K	1550 lm	78 lm/W	B-0A / Z-0A	150 mm	6.8 kg
45232/4/C...	KARIN 1200W LED 16	1 175 mm	16 W	20 W	700 mA	4000 K	1850 lm	93 lm/W	B-0A / Z-0A	150 mm	6.8 kg
45232/6/C...	KARIN 1200W LED 16	1 175 mm	16 W	20 W	700 mA	5000 K	1850 lm	93 lm/W	B-0A / Z-0A	150 mm	6.8 kg

1) a causa della classe di precisione dei diodi, la tolleranza del valore è del +/- 7%



karin-450-1200-01.svg



Interruttori magnetotermici di tipo B o C

Colonna luminosa a LED	Tipo	2A	4A	6A	10A	16A	20A	25A
KARIN LED 450-1200	B	1	2	3	5	8	10	12
	C	1	3	5	8	13	16	20

Fusibili - tipo gG e gL

Colonna luminosa a LED	2A	4A	6A	10A	16A	20A	25A
KARIN LED 450-1200	0	3	5	7	15	20	29