

TECHNICAL DATA

Application	surrounding office buildings, parks, pedestrians
Ingress protection	IP 65 for the optical part and the driver
Material	anodised aluminium alloy
Operating temperature range	from -40°C to +55°C
Expected useful lifetime	L90B10 - 100 000 h
Input voltage frequency	50/60Hz

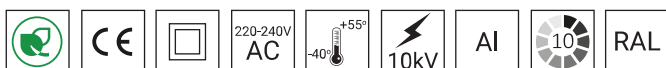


TABLE OF TYPES

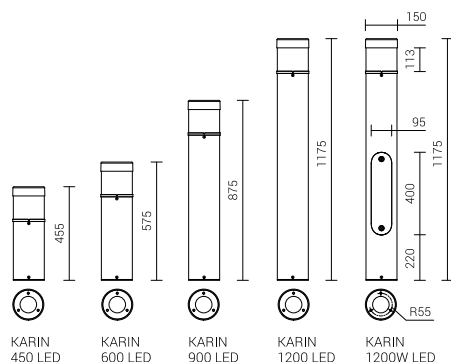
Code	Symbol	Diffuser	Height of the column	LED power	Luminaire power consumption	LED forward current	Colour temperature (CCT)	Luminaire luminous flux	Luminous efficacy	Concrete footing / reinforcement basket type	Concrete footing / reinforcement basket code	Fasteners	Net weight
452008/1/C...	KARIN 450 LED 8	frosted (PMMA)	455 mm	8 W	10 W	350 mA	2700 K	800 lm	80 lm/W	B-0 / Z-0	-	-	3 kg
452008/3/C...	KARIN 450 LED 8	frosted (PMMA)	455 mm	8 W	10 W	350 mA	3500 K	850 lm	85 lm/W	B-0 / Z-0	-	-	3 kg
452008/4/C...	KARIN 450 LED 8	frosted (PMMA)	455 mm	8 W	10 W	350 mA	4000 K	1000 lm	100 lm/W	B-0 / Z-0	-	-	3 kg
452008/6/C...	KARIN 450 LED 8	frosted (PMMA)	455 mm	8 W	10 W	350 mA	5000 K	1000 lm	100 lm/W	B-0 / Z-0	-	-	3 kg
45200/1/C...	KARIN 450 LED 16	frosted (PMMA)	455 mm	16 W	20 W	700 mA	2700 K	1500 lm	75 lm/W	B-0 / Z-0	-	-	3 kg
45200/3/C...	KARIN 450 LED 16	frosted (PMMA)	455 mm	16 W	20 W	700 mA	3500 K	1550 lm	78 lm/W	B-0 / Z-0	-	-	3 kg
45200/4/C...	KARIN 450 LED 16	frosted (PMMA)	455 mm	16 W	20 W	700 mA	4000 K	1850 lm	93 lm/W	B-0 / Z-0	-	-	3 kg
45200/6/C...	KARIN 450 LED 16	frosted (PMMA)	455 mm	16 W	20 W	700 mA	5000 K	1850 lm	93 lm/W	B-0 / Z-0	-	-	3 kg
452108/1/C...	KARIN 600 LED 8	frosted (PMMA)	575 mm	8 W	10 W	350 mA	2700 K	800 lm	80 lm/W	B-0 / Z-0	-	-	3.5 kg
452108/3/C...	KARIN 600 LED 8	frosted (PMMA)	575 mm	8 W	10 W	350 mA	3500 K	850 lm	85 lm/W	B-0 / Z-0	-	-	3.5 kg
452108/4/C...	KARIN 600 LED 8	frosted (PMMA)	575 mm	8 W	10 W	350 mA	4000 K	1000 lm	100 lm/W	B-0 / Z-0	-	-	3.5 kg
452108/6/C...	KARIN 600 LED 8	frosted (PMMA)	575 mm	8 W	10 W	350 mA	5000 K	1000 lm	100 lm/W	B-0 / Z-0	-	-	3.5 kg
452110/1/C...	KARIN 600 LED 16	frosted (PMMA)	575 mm	16 W	20 W	700 mA	2700 K	1500 lm	75 lm/W	B-0 / Z-0	-	-	3.5 kg
452110/3/C...	KARIN 600 LED 16	frosted (PMMA)	575 mm	16 W	20 W	700 mA	3500 K	1550 lm	78 lm/W	B-0 / Z-0	-	-	3.5 kg
452110/4/C...	KARIN 600 LED 16	frosted (PMMA)	575 mm	16 W	20 W	700 mA	4000 K	1850 lm	93 lm/W	B-0 / Z-0	-	-	3.5 kg
452110/6/C...	KARIN 600 LED 16	frosted (PMMA)	575 mm	16 W	20 W	700 mA	5000 K	1850 lm	93 lm/W	B-0 / Z-0	-	-	3.5 kg
452208/1/C...	KARIN 900 LED 8	frosted (PMMA)	875 mm	8 W	10 W	350 mA	2700 K	800 lm	80 lm/W	B-0 / Z-0	-	-	4.2 kg
452208/3/C...	KARIN 900 LED 8	frosted (PMMA)	875 mm	8 W	10 W	350 mA	3500 K	850 lm	85 lm/W	B-0 / Z-0	-	-	4.2 kg
452208/4/C...	KARIN 900 LED 8	frosted (PMMA)	875 mm	8 W	10 W	350 mA	4000 K	1000 lm	100 lm/W	B-0 / Z-0	-	-	4.2 kg
452208/6/C...	KARIN 900 LED 8	frosted (PMMA)	875 mm	8 W	10 W	350 mA	5000 K	1000 lm	100 lm/W	B-0 / Z-0	-	-	4.2 kg

KARIN LED 450-1200



Model	LED	Material	Length	Power	Power	Current	Temp	Light	Efficiency	Beam	Beam	Weight
45220/1/C...	KARIN 900 LED 16	frosted (PMMA)	875 mm	16 W	20 W	700 mA	2700 K	1500 lm	75 lm/W	B-0 / Z-0	-	4.2 kg
45220/3/C...	KARIN 900 LED 16	frosted (PMMA)	875 mm	16 W	20 W	700 mA	3500 K	1550 lm	78 lm/W	B-0 / Z-0	-	4.2 kg
45220/4/C...	KARIN 900 LED 16	frosted (PMMA)	875 mm	16 W	20 W	700 mA	4000 K	1850 lm	93 lm/W	B-0 / Z-0	-	4.2 kg
45220/6/C...	KARIN 900 LED 16	frosted (PMMA)	875 mm	16 W	20 W	700 mA	5000 K	1850 lm	93 lm/W	B-0 / Z-0	-	4.2 kg
452308/1/C...	KARIN 1200 LED 8	frosted (PMMA)	1 175 mm	8 W	10 W	350 mA	2700 K	800 lm	80 lm/W	B-0A / Z-0A	311100A / 311200A	5.5 kg
452308/3/C...	KARIN 1200 LED 8	frosted (PMMA)	1 175 mm	8 W	10 W	350 mA	3500 K	850 lm	85 lm/W	B-0A / Z-0A	311100A / 311200A	5.5 kg
452308/4/C...	KARIN 1200 LED 8	frosted (PMMA)	1 175 mm	8 W	10 W	350 mA	4000 K	1000 lm	100 lm/W	B-0A / Z-0A	311100A / 311200A	5.5 kg
452308/6/C...	KARIN 1200 LED 8	frosted (PMMA)	1 175 mm	8 W	10 W	350 mA	5000 K	1000 lm	100 lm/W	B-0A / Z-0A	311100A / 311200A	5.5 kg
45230/1/C...	KARIN 1200 LED 16	frosted (PMMA)	1 175 mm	16 W	20 W	700 mA	2700 K	1500 lm	75 lm/W	B-0A / Z-0A	311100A / 311200A	5.5 kg
45230/3/C...	KARIN 1200 LED 16	frosted (PMMA)	1 175 mm	16 W	20 W	700 mA	3500 K	1550 lm	78 lm/W	B-0A / Z-0A	311100A / 311200A	5.5 kg
45230/4/C...	KARIN 1200 LED 16	frosted (PMMA)	1 175 mm	16 W	20 W	700 mA	4000 K	1850 lm	93 lm/W	B-0A / Z-0A	311100A / 311200A	5.5 kg
45230/6/C...	KARIN 1200 LED 16	frosted (PMMA)	1 175 mm	16 W	20 W	700 mA	5000 K	1850 lm	93 lm/W	B-0A / Z-0A	311100A / 311200A	5.5 kg
452328/1/C...	KARIN 1200W LED 8	frosted (PMMA)	1 175 mm	8 W	10 W	350 mA	2700 K	800 lm	80 lm/W	B-0A / Z-0A	311100A / 311200A	6.8 kg
452328/3/C...	KARIN 1200W LED 8	frosted (PMMA)	1 175 mm	8 W	10 W	350 mA	3500 K	850 lm	85 lm/W	B-0A / Z-0A	311100A / 311200A	6.8 kg
452328/4/C...	KARIN 1200W LED 8	frosted (PMMA)	1 175 mm	8 W	10 W	350 mA	4000 K	1000 lm	100 lm/W	B-0A / Z-0A	311100A / 311200A	6.8 kg
452328/6/C...	KARIN 1200W LED 8	frosted (PMMA)	1 175 mm	8 W	10 W	350 mA	5000 K	1000 lm	100 lm/W	B-0A / Z-0A	311100A / 311200A	6.8 kg
45232/1/C...	KARIN 1200W LED 16	frosted (PMMA)	1 175 mm	16 W	20 W	700 mA	2700 K	1500 lm	75 lm/W	B-0A / Z-0A	311100A / 311200A	6.8 kg
45232/3/C...	KARIN 1200W LED 16	frosted (PMMA)	1 175 mm	16 W	20 W	700 mA	3500 K	1550 lm	78 lm/W	B-0A / Z-0A	311100A / 311200A	6.8 kg
45232/4/C...	KARIN 1200W LED 16	frosted (PMMA)	1 175 mm	16 W	20 W	700 mA	4000 K	1850 lm	93 lm/W	B-0A / Z-0A	311100A / 311200A	6.8 kg
45232/6/C...	KARIN 1200W LED 16	frosted (PMMA)	1 175 mm	16 W	20 W	700 mA	5000 K	1850 lm	93 lm/W	B-0A / Z-0A	311100A / 311200A	6.8 kg

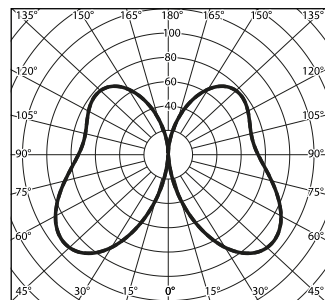
1) tolerance +/- 7% due to LEDs accuracy



KARIN LED 450-1200



KARIN LED 2400-6000



cd/Mm
 — C0 - C180 - - - C90 - C270

Overcurrent switches MCB type B or C

Lighting columns	Typ	2A	4A	6A	10A	16A	20A	25A
KARIN LED 450-1200	B	1	2	3	5	8	10	12
	C	1	3	5	8	13	16	20

Fuse – type gG and GL

Lighting columns	2A	4A	6A	10A	16A	20A	25A
KARIN LED 450-1200	0	3	5	7	15	20	29