



## TECHNICAL DATA

<b>Application</b>	industrial halls, tunnels and underground passages
<b>Assembly</b>	suspended or on WN-1, WN-2 extension arms, adjustable mounting in the range of 0-45°, smooth regulation
<b>Colour</b>	inox / black
<b>Ingress protection</b>	IP 66 for the optical part and the driver
<b>Optical system</b>	PMMA optics
<b>Material</b>	anodised aluminium alloy
<b>Expected useful lifetime</b>	L90B10 - 100 000 h
<b>CRI</b>	>70
<b>Input voltage frequency</b>	50/60Hz
<b>Power factor</b>	≥0.95
<b>Number of LED</b>	12 - (36 W) 24 - (80 W)
<b>Control system</b>	Luminaire has the possibility to connect to an external control system via analog signal 1- 10V.



## TABLE OF TYPES

Code	Symbol	LED power	Luminaire power consumption	LED forward current	Colour temperature (CCT)	LEDs luminous flux <sup>1</sup>	Luminaire luminous flux <sup>1</sup>	Luminous efficacy <sup>1</sup>	Unit volume	Net weight
230632/1/... <sup>2</sup>	ISKRA LED LB 36	36 W	39.5 W	960 mA	2700 K	5350 lm	4900 lm	124 lm/W	0.01 m <sup>3</sup>	2.5 kg
230632/3/... <sup>2</sup>	ISKRA LED LB 36	36 W	39.5 W	960 mA	3500 K	5700 lm	5200 lm	132 lm/W	0.01 m <sup>3</sup>	2.5 kg
230632/4/... <sup>2</sup>	ISKRA LED LB 36	36 W	39.5 W	960 mA	4000 K	6050 lm	5550 lm	141 lm/W	0.01 m <sup>3</sup>	2.5 kg
230632/6/... <sup>2</sup>	ISKRA LED LB 36	36 W	39.5 W	960 mA	5000 K	6050 lm	5550 lm	141 lm/W	0.01 m <sup>3</sup>	2.5 kg
230752/1/... <sup>2</sup>	ISKRA LED LB 80	80 W	86 W	1075 mA	2700 K	11450 lm	10500 lm	122 lm/W	0.02 m <sup>3</sup>	3.8 kg
230752/3/... <sup>2</sup>	ISKRA LED LB 80	80 W	86 W	1075 mA	3500 K	12200 lm	11150 lm	130 lm/W	0.02 m <sup>3</sup>	3.8 kg
230752/4/... <sup>2</sup>	ISKRA LED LB 80	80 W	86 W	1075 mA	4000 K	12900 lm	11800 lm	137 lm/W	0.02 m <sup>3</sup>	3.8 kg
230752/6/... <sup>2</sup>	ISKRA LED LB 80	80 W	86 W	1075 mA	5000 K	12900 lm	11800 lm	137 lm/W	0.02 m <sup>3</sup>	3.8 kg

1) tolerance +/- 5% due to LEDs accuracy

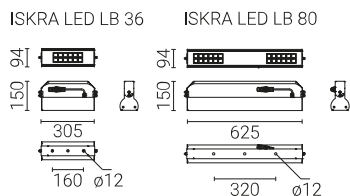
2) Symbol of chosen optical system eg. 230632/6/HB is ISKRA LED LB 36 5000K with HB optical system

## DIRECTIVES AND STANDARDS

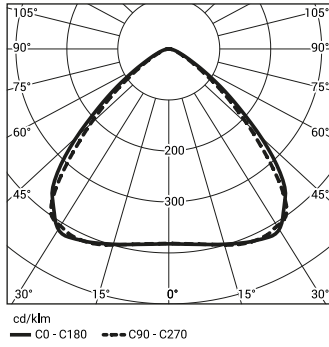
**DIRECTIVES:** 2014/35/UE (Official Journal of the UE L 96/357 29.03.2014), 2014/30/UE (Official Journal of the UE L 96/79 29.03.2014), 2011/65/UE, 2009/125/EC

**STANDARDS:** PN-EN IEC 60598-1: 2021-7, PN-EN 60598-2-3: 2006, PN-EN 60529: 2003, PN-EN 62262: 2003, PN-EN 62471:2010, PN-EN 55015: 2013, PN-EN 61547: 2009, PN-EN 61000-3-2: 2014, PN-EN 61000-3-3: 2013

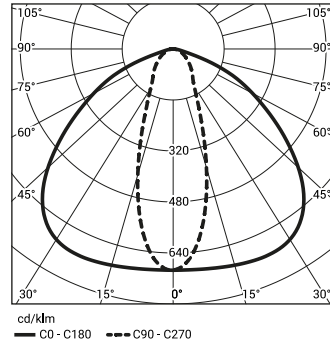
## TECHNICAL DRAWING



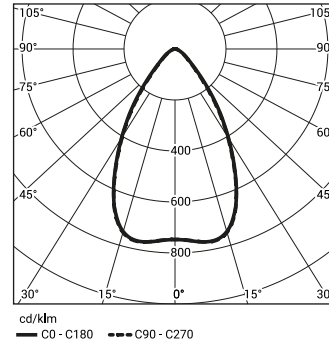
HB-WWW



HB-0



HB



The luminaire can optionally be connected to an external control system via the 1-10V interface.

Overcurrent switches MCB type B or C

Luminaire	Typ	2A	4A	6A	10A	16A	20A	25A
ISKRA LED LB 36W	B	1	3	4	7	12	15	18
	C	1	5	7	12	20	24	31
ISKRA LED LB 80W	B	0	1	1	2	4	5	6
	C	0	1	2	4	6	8	10

Fuse – type gG and GL

Luminaire	2A	4A	6A	10A	16A	20A	25A
ISKRA LED LB 36W	0	4	8	11	21	29	42
ISKRA LED LB 80W	0	2	4	5	10	14	20