



TECHNICAL DATA

Application	urban roads, residential roads (internal), surrounding office buildings, parks, pedestrians
Colour	inox / grey
Ingress protection	IP 66 for the optical part and the driver
Optical system	PMMA optics, interchangeable LED module
Material	anodised aluminium alloy
Expected useful lifetime	L90B10 - 100 000 h
CRI	>70
Input voltage frequency	50/60Hz
Power factor	≥0.95
Number of LED	2x12 - (24 W, 36 W), 2x24 - (48 W, 72 W)
Control system	LED lighting set has the possibility to connect to an external control system via DALI interface (optionally via analog signal 1-10V).

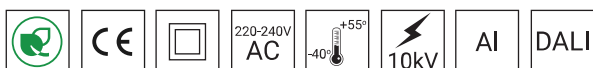


TABLE OF TYPES

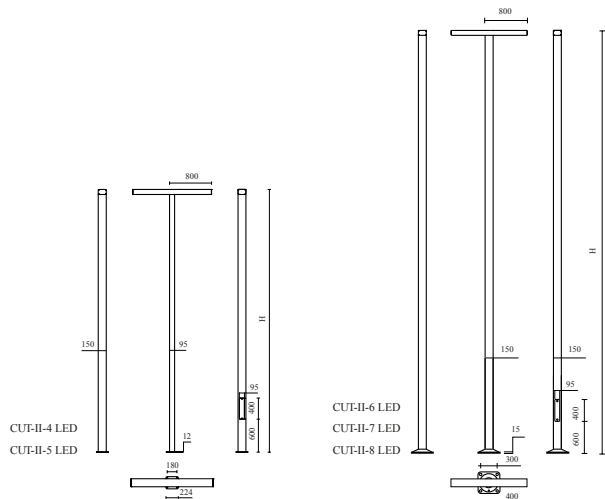
Code	Symbol	Height of the column [H]	LED power	Luminaire power consumption	LED forward current	Colour temperature (CCT)	LEDs luminous flux ¹	Luminaire luminous flux ¹	Luminous efficacy ¹	Unit volume	Concrete footing / reinforcement basket type	Net weight
2106330/1/... ²	CUT-II-4 LED 24	4 m	24 W x 2	28 W x 2	700 mA	2700 K	4050 lm x 2	3550 lm x 2	127 lm/W	0.7 m ³	B-50 / Z-50	44.5 kg
2106330/3/... ²	CUT-II-4 LED 24	4 m	24 W x 2	28 W x 2	700 mA	3500 K	4350 lm x 2	3800 lm x 2	136 lm/W	0.7 m ³	B-50 / Z-50	44.5 kg
2106330/4/... ²	CUT-II-4 LED 24	4 m	24 W x 2	28 W x 2	700 mA	4000 K	4550 lm x 2	4000 lm x 2	143 lm/W	0.7 m ³	B-50 / Z-50	44.5 kg
2106330/6/... ²	CUT-II-4 LED 24	4 m	24 W x 2	28 W x 2	700 mA	5000 K	4550 lm x 2	4000 lm x 2	143 lm/W	0.7 m ³	B-50 / Z-50	44.5 kg
2106332/1/... ²	CUT-II-4 LED 36	4 m	36 W x 2	40 W x 2	1000 mA	2700 K	5450 lm x 2	4800 lm x 2	120 lm/W	0.7 m ³	B-50 / Z-50	44.5 kg
2106332/3/... ²	CUT-II-4 LED 36	4 m	36 W x 2	40 W x 2	1000 mA	3500 K	5800 lm x 2	5100 lm x 2	128 lm/W	0.7 m ³	B-50 / Z-50	44.5 kg
2106332/4/... ²	CUT-II-4 LED 36	4 m	36 W x 2	40 W x 2	1000 mA	4000 K	6150 lm x 2	5400 lm x 2	135 lm/W	0.7 m ³	B-50 / Z-50	44.5 kg
2106332/6/... ²	CUT-II-4 LED 36	4 m	36 W x 2	40 W x 2	1000 mA	5000 K	6150 lm x 2	5400 lm x 2	135 lm/W	0.7 m ³	B-50 / Z-50	44.5 kg
2106333/1/... ²	CUT-II-4 LED 48	4 m	48 W x 2	55 W x 2	700 mA	2700 K	8150 lm x 2	7150 lm x 2	130 lm/W	0.7 m ³	B-50 / Z-50	44.5 kg
2106333/3/... ²	CUT-II-4 LED 48	4 m	48 W x 2	55 W x 2	700 mA	3500 K	8650 lm x 2	7600 lm x 2	138 lm/W	0.7 m ³	B-50 / Z-50	44.5 kg
2106333/4/... ²	CUT-II-4 LED 48	4 m	48 W x 2	55 W x 2	700 mA	4000 K	9150 lm x 2	8050 lm x 2	146 lm/W	0.7 m ³	B-50 / Z-50	44.5 kg
2106333/6/... ²	CUT-II-4 LED 48	4 m	48 W x 2	55 W x 2	700 mA	5000 K	9150 lm x 2	8042 lm x 2	146 lm/W	0.7 m ³	B-50 / Z-50	44.5 kg
2106030/1/... ²	CUT-II-5 LED 24	5 m	24 W x 2	28 W x 2	700 mA	2700 K	4050 lm x 2	3550 lm x 2	127 lm/W	1 m ³	B-50 / Z-50	50.5 kg
2106030/3/... ²	CUT-II-5 LED 24	5 m	24 W x 2	28 W x 2	700 mA	3500 K	4350 lm x 2	3800 lm x 2	136 lm/W	1 m ³	B-50 / Z-50	50.5 kg
2106030/4/... ²	CUT-II-5 LED 24	5 m	24 W x 2	28 W x 2	700 mA	4000 K	4550 lm x 2	4000 lm x 2	143 lm/W	1 m ³	B-50 / Z-50	50.5 kg
2106030/6/... ²	CUT-II-5 LED 24	5 m	24 W x 2	28 W x 2	700 mA	5000 K	4550 lm x 2	4000 lm x 2	143 lm/W	1 m ³	B-50 / Z-50	50.5 kg
2106032/1/... ²	CUT-II-5 LED 36	5 m	36 W x 2	40 W x 2	1000 mA	2700 K	5450 lm x 2	4800 lm x 2	120 lm/W	1 m ³	B-50 / Z-50	50.5 kg
2106032/3/... ²	CUT-II-5 LED 36	5 m	36 W x 2	40 W x 2	1000 mA	3500 K	5800 lm x 2	5100 lm x 2	128 lm/W	1 m ³	B-50 / Z-50	50.5 kg
2106032/4/... ²	CUT-II-5 LED 36	5 m	36 W x 2	40 W x 2	1000 mA	4000 K	6150 lm x 2	5400 lm x 2	135 lm/W	1 m ³	B-50 / Z-50	50.5 kg
2106032/6/... ²	CUT-II-5 LED 36	5 m	36 W x 2	40 W x 2	1000 mA	5000 K	6150 lm x 2	5400 lm x 2	135 lm/W	1 m ³	B-50 / Z-50	50.5 kg

2106033/1/... ²	CUT-II-5 LED 48	5 m	48 W x 2	55 W x 2	700 mA	2700 K	8150 lm x 2	7150 lm x 2	130 lm/W	1 m ³	B-50 / Z-50	50.5 kg
2106033/3/... ²	CUT-II-5 LED 48	5 m	48 W x 2	55 W x 2	700 mA	3500 K	8650 lm x 2	7600 lm x 2	138 lm/W	1 m ³	B-50 / Z-50	50.5 kg
2106033/4/... ²	CUT-II-5 LED 48	5 m	48 W x 2	55 W x 2	700 mA	4000 K	9150 lm x 2	8050 lm x 2	146 lm/W	1 m ³	B-50 / Z-50	50.5 kg
2106033/6/... ²	CUT-II-5 LED 48	5 m	48 W x 2	55 W x 2	700 mA	5000 K	9150 lm x 2	8042 lm x 2	146 lm/W	1 m ³	B-50 / Z-50	50.5 kg
2106633/1/... ²	CUT-II-6 LED 48	6 m	48 W x 2	55 W x 2	700 mA	2700 K	8150 lm x 2	7150 lm x 2	130 lm/W	1.2 m ³	B-71, B-70 / Z-71, Z-70	70 kg
2106633/3/... ²	CUT-II-6 LED 48	6 m	48 W x 2	55 W x 2	700 mA	3500 K	8650 lm x 2	7600 lm x 2	138 lm/W	1.2 m ³	B-71, B-70 / Z-71, Z-70	70 kg
2106633/4/... ²	CUT-II-6 LED 48	6 m	48 W x 2	55 W x 2	700 mA	4000 K	9150 lm x 2	8050 lm x 2	146 lm/W	1.2 m ³	B-71, B-70 / Z-71, Z-70	70 kg
2106633/6/... ²	CUT-II-6 LED 48	6 m	48 W x 2	55 W x 2	700 mA	5000 K	9150 lm x 2	8042 lm x 2	146 lm/W	1.2 m ³	B-71, B-70 / Z-71, Z-70	70 kg
2106635/1/... ²	CUT-II-6 LED 72	6 m	72 W x 2	79 W x 2	1000 mA	2700 K	10900 lm x 2	9600 lm x 2	122 lm/W	1.2 m ³	B-71, B-70 / Z-71, Z-70	70 kg
2106635/3/... ²	CUT-II-6 LED 72	6 m	72 W x 2	79 W x 2	1000 mA	3500 K	11600 lm x 2	10200 lm x 2	129 lm/W	1.2 m ³	B-71, B-70 / Z-71, Z-70	70 kg
2106635/4/... ²	CUT-II-6 LED 72	6 m	72 W x 2	79 W x 2	1000 mA	4000 K	12300 lm x 2	10800 lm x 2	137 lm/W	1.2 m ³	B-71, B-70 / Z-71, Z-70	70 kg
2106635/6/... ²	CUT-II-6 LED 72	6 m	72 W x 2	79 W x 2	1000 mA	5000 K	12300 lm x 2	10800 lm x 2	137 lm/W	1.2 m ³	B-71, B-70 / Z-71, Z-70	70 kg
2106733/1/... ²	CUT-II-7 LED 48	7 m	48 W x 2	55 W x 2	700 mA	2700 K	8150 lm x 2	7150 lm x 2	130 lm/W	1.4 m ³	B-71, B-70 / Z-71, Z-70	77 kg
2106733/3/... ²	CUT-II-7 LED 48	7 m	48 W x 2	55 W x 2	700 mA	3500 K	8650 lm x 2	7600 lm x 2	138 lm/W	1.4 m ³	B-71, B-70 / Z-71, Z-70	77 kg
2106733/4/... ²	CUT-II-7 LED 48	7 m	48 W x 2	55 W x 2	700 mA	4000 K	9150 lm x 2	8050 lm x 2	146 lm/W	1.4 m ³	B-71, B-70 / Z-71, Z-70	77 kg
2106733/6/... ²	CUT-II-7 LED 48	7 m	48 W x 2	55 W x 2	700 mA	5000 K	9150 lm x 2	8042 lm x 2	146 lm/W	1.4 m ³	B-71, B-70 / Z-71, Z-70	77 kg
2106735/1/... ²	CUT-II-7 LED 72	7 m	72 W x 2	79 W x 2	1000 mA	2700 K	10900 lm x 2	9600 lm x 2	122 lm/W	1.4 m ³	B-71, B-70 / Z-71, Z-70	77 kg
2106735/3/... ²	CUT-II-7 LED 72	7 m	72 W x 2	79 W x 2	1000 mA	3500 K	11600 lm x 2	10200 lm x 2	129 lm/W	1.4 m ³	B-71, B-70 / Z-71, Z-70	77 kg
2106735/4/... ²	CUT-II-7 LED 72	7 m	72 W x 2	79 W x 2	1000 mA	4000 K	12300 lm x 2	10800 lm x 2	137 lm/W	1.4 m ³	B-71, B-70 / Z-71, Z-70	77 kg
2106735/6/... ²	CUT-II-7 LED 72	7 m	72 W x 2	79 W x 2	1000 mA	5000 K	12300 lm x 2	10800 lm x 2	137 lm/W	1.4 m ³	B-71, B-70 / Z-71, Z-70	77 kg
2106433/1/... ²	CUT-II-8 LED 48	8 m	48 W x 2	55 W x 2	700 mA	2700 K	8150 lm x 2	7150 lm x 2	130 lm/W	1.6 m ³	B-71, B-70 / Z-71, Z-70	83.5 kg
2106433/3/... ²	CUT-II-8 LED 48	8 m	48 W x 2	55 W x 2	700 mA	3500 K	8650 lm x 2	7600 lm x 2	138 lm/W	1.6 m ³	B-71, B-70 / Z-71, Z-70	83.5 kg
2106433/4/... ²	CUT-II-8 LED 48	8 m	48 W x 2	55 W x 2	700 mA	4000 K	9150 lm x 2	8050 lm x 2	146 lm/W	1.6 m ³	B-71, B-70 / Z-71, Z-70	83.5 kg
2106433/6/... ²	CUT-II-8 LED 48	8 m	48 W x 2	55 W x 2	700 mA	5000 K	9150 lm x 2	8042 lm x 2	146 lm/W	1.6 m ³	B-71, B-70 / Z-71, Z-70	83.5 kg
2106435/1/... ²	CUT-II-8 LED 72	8 m	72 W x 2	79 W x 2	1000 mA	2700 K	10900 lm x 2	9600 lm x 2	122 lm/W	1.6 m ³	B-71, B-70 / Z-71, Z-70	83.5 kg
2106435/3/... ²	CUT-II-8 LED 72	8 m	72 W x 2	79 W x 2	1000 mA	3500 K	11600 lm x 2	10200 lm x 2	129 lm/W	1.6 m ³	B-71, B-70 / Z-71, Z-70	83.5 kg
2106435/4/... ²	CUT-II-8 LED 72	8 m	72 W x 2	79 W x 2	1000 mA	4000 K	12300 lm x 2	10800 lm x 2	137 lm/W	1.6 m ³	B-71, B-70 / Z-71, Z-70	83.5 kg
2106435/6/... ²	CUT-II-8 LED 72	8 m	72 W x 2	79 W x 2	1000 mA	5000 K	12300 lm x 2	10800 lm x 2	137 lm/W	1.6 m ³	B-71, B-70 / Z-71, Z-70	83.5 kg

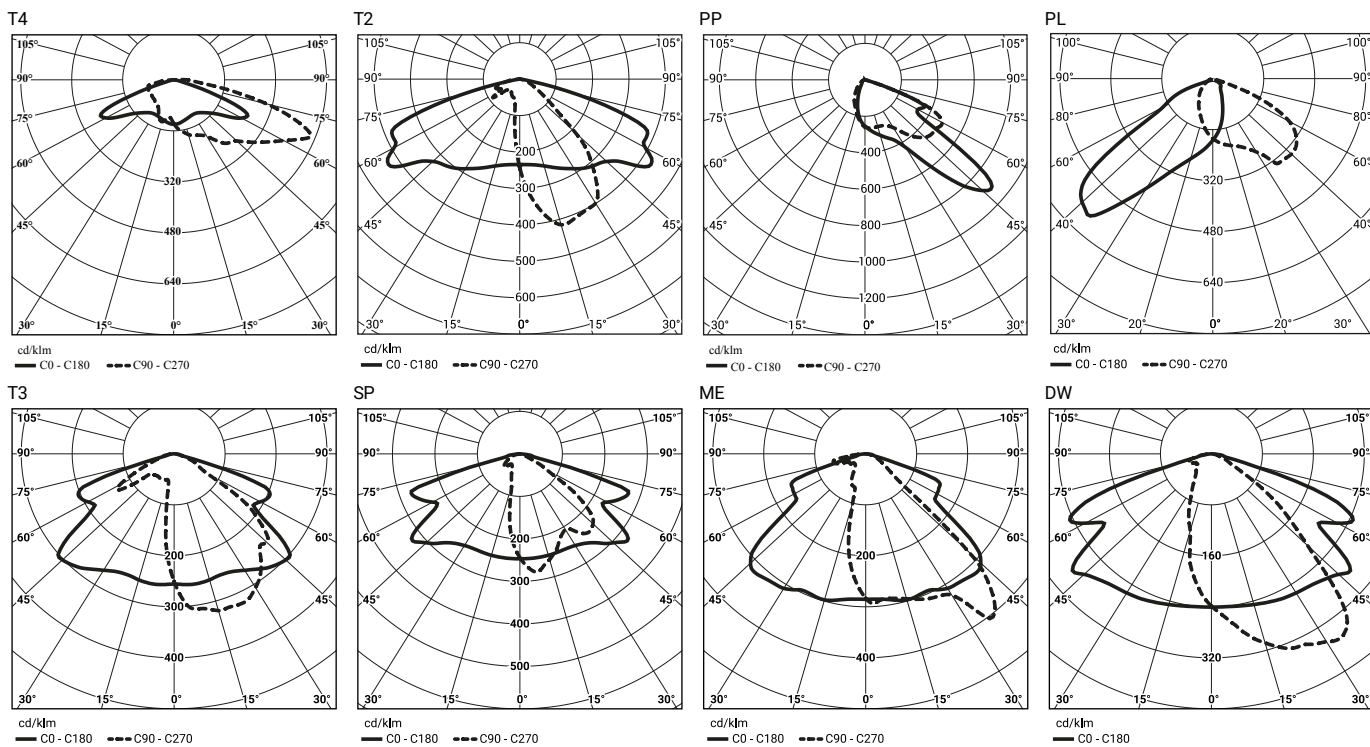
1) tolerance +/- 5% due to LEDs accuracy

2) symbol of chosen optical system eg. 2106330/6/T2 is CUT-II-4 LED 24 5000K with T2 optical system

TECHNICAL DRAWING



PHOTOMETRIC CURVES



POWER SYSTEM FUNCTIONS

Luminaire in standard has following functions of intelligent power supply:

- Connection to outside control system by DALI interface (operation of analog signal 1-10V as an option),
- Possibility of programming multistage dimming of luminaire, up to 5 intervals in the range of from 10 to 100% of nominal power,
- Temperature protection of LED module (from overheating) in case of unintentional luminaire operation during the,
- Regulation of power / luminous flux – the option of setting another value than the catalogue in the range of 30-100% of nominal one,

Overcurrent switches MCB type B or C

Lighting sets	Typ	2A	4A	6A	10A	16A	20A	25A
CUT II LED 2x24, 2x36W	B	1	3	5	8	13	16	20
	C	1	5	8	13	22	27	33
CUT II LED 2x48, 2x72W	B	0	1	2	3	5	6	7
	C	0	2	3	5	8	10	13

Fuse – type gG and GL

Lighting sets	2A	4A	6A	10A	16A	20A	25A
CUT II LED 2x24, 2x36W	0	5	9	12	25	34	48
CUT II LED 2x48, 2x72W	0	2	4	5	10	14	21

ACCEPTABLE HEIGHT

CUT II LED-4/5 Acceptable height of the LED lighting set

Field category	I zone Vref. = 22 m/s	I & III zone, up to 450m by s.I Vref. = 24 m/s	II zone Vref. = 26 m/s	III zone up to 755m by s.I Vref. = 28 m/s
I	6	5,5	5	4,5
II	6	5,5	5,5	5
III	6	6	5,5	5,5
IV	6	6	6	6

CUT II LED-6/7/8 Acceptable height of the LED lighting set

Field category	I zone Vref. = 22 m/s	I & III zone, up to 450m by s.I Vref. = 24 m/s	II zone Vref. = 26 m/s	III zone up to 755m by s.I Vref. = 28 m/s
I	7,5	7	6,5	6
II	8	7,5	7	6,5
III	8	8	7,5	7
IV	8	8	8	7,5